



Press Release

Central Agency for Public Mobilization And Statistics

Decline by 3.3 % in the Number of Live Births in 2019

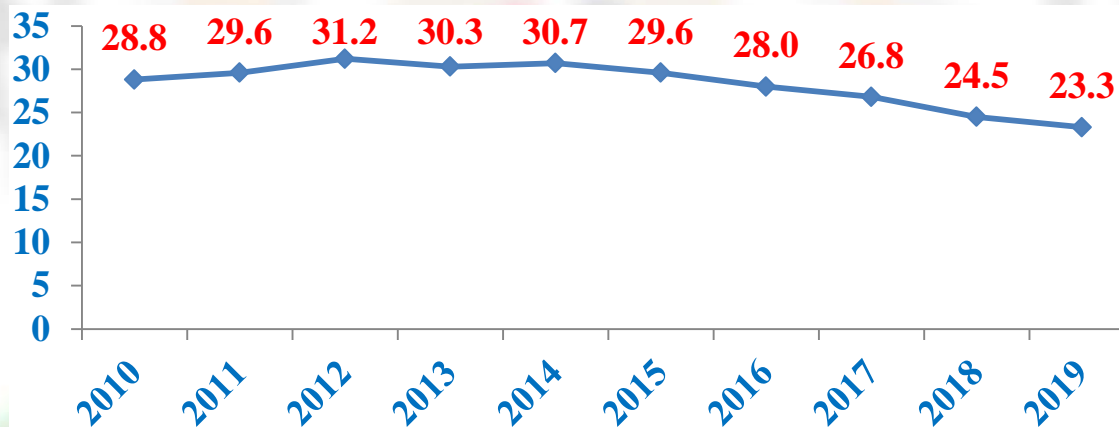
Central Agency for Public Mobilization and Statistics issued today / / 2020 the Annual Bulletin of Births and Deaths Statistics 2019. The most important indicators are as follows:

2.3 Millions Live Birth 2019

- Number of live births reached **2304832** births in 2019, compared to **2382362** births in 2018, decline by **3.3%**, while Crude Birth Rate reached **23.3** per thousand in 2019, compared to **24.5** per thousand in 2018, decline by **1.2** per thousand.

Trend of Crude Birth Rate (2010 -2019)

Per 1000 pop



Stability of Sex Ratio at Birth (105 Male per 100 Female)

- Sex ratio at birth reached **105** Male /**100** Female in 2019, the same as it was in 2018.
- Male births reached **1179033** in 2019, compared to **1219500** in 2018, a decline by **3.3%**.
- Number of female births reached **1125799** in 2019, compared to **1162862** in 2018, a decline by **3.2%**.

Decline by 6 % in Rural Births in 2019

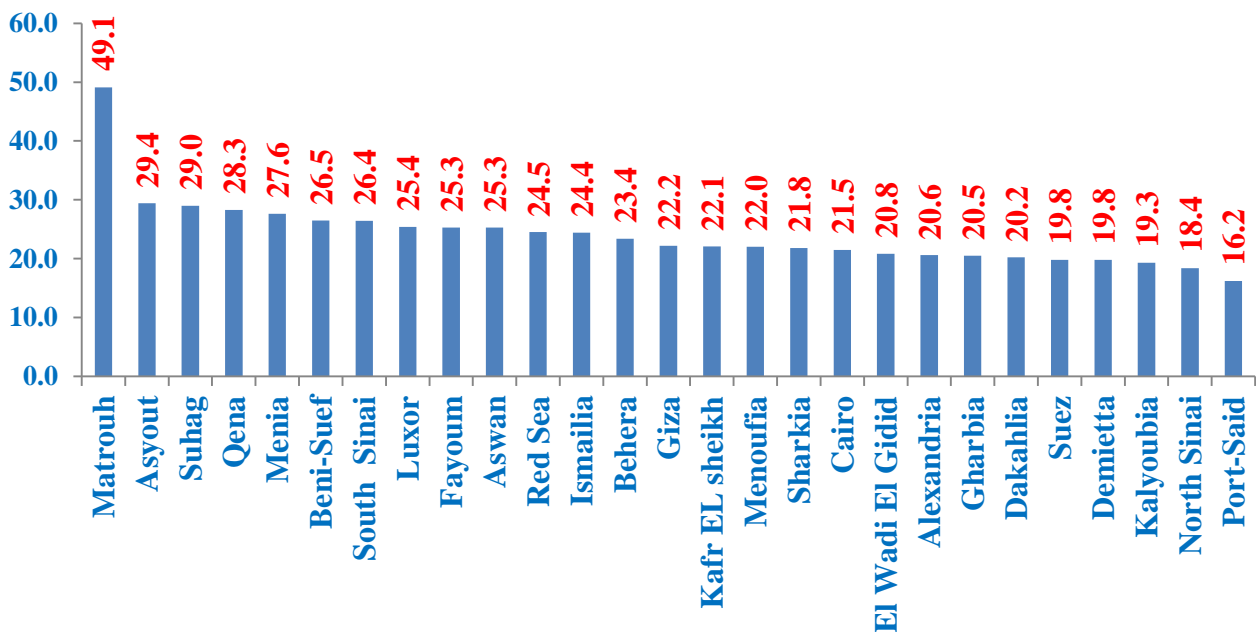
- Urban births reached **1240549** in 2019, compared to **1249969** in 2018, decline by **0.8 %**.
- Rural births reached **1064283** in 2019, compared to **1132393** in 2018, decline by **6 %**.
- Urban Crude Birth Rate reached **29.3** per thousand in 2019 compared to **30.2** per thousand in 2018.
- Rural Crude Birth Rate reached **18.8** per thousand in 2019 compared to **20.3** per thousand in 2018.

Cairo Ranked the First in Terms of Number of Live Births (211089)

- Cairo ranked the first in terms of number of live births with **211089** in 2019 compared to **221264** in 2018, a decline by **4.6 %**.
- South Sinai was the last in terms of number of live births with **2824** in 2019 compared to **3023** in 2018, a decline by **6.6 %**.
- Matrouh recorded the highest Crude Birth Rate as it reached **49.1** per thousand in 2019 compared to **51.8** per thousand in 2018, a decline by **2.7** per thousand.
- Port-Said recorded the lowest Crude Birth Rate as it reached **16.2** per thousand in 2019 compared to **16.9** per thousand in 2018, a decline by **0.7** per thousand.

Crude Birth Rate According to Governorates 2019

Per 1000 population



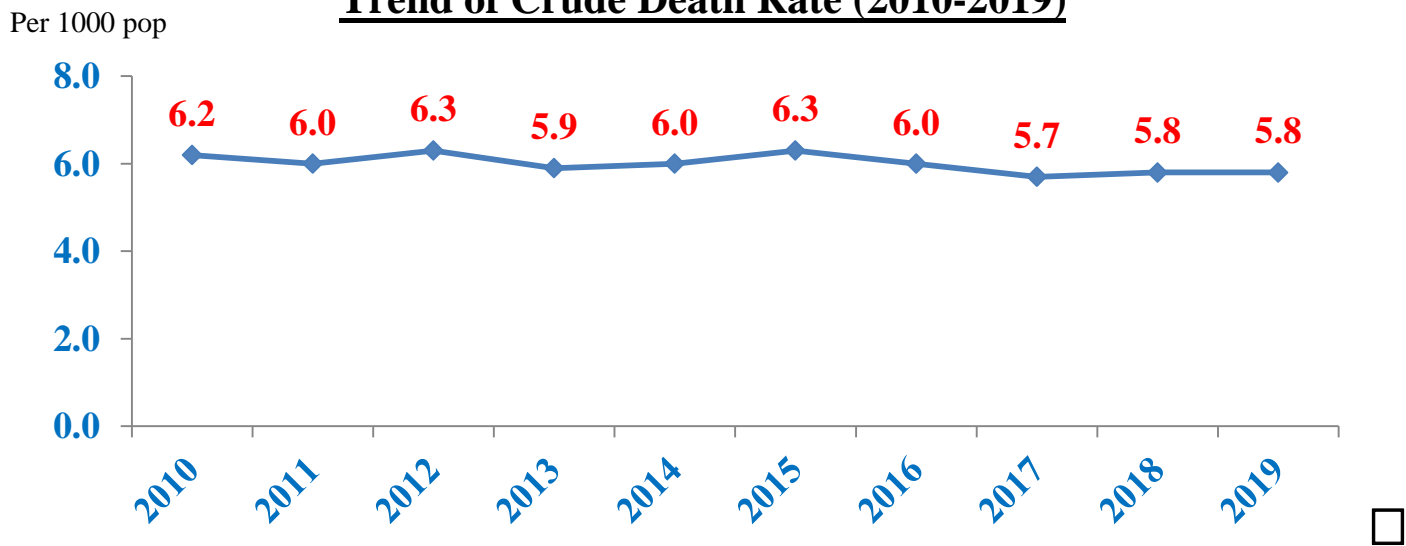
Decline by 0.1 in the Total Fertility Rate (TFR) in 2019

- Total Fertility Rate is the number of children a woman would have in her reproductive life. Total Fertility Rate reached **3.0** children per woman in 2019 compared to **3.1** children per woman in 2018.

570 Thousands Deaths in 2019

- Number of deaths reached **570580** in 2019 compared to **560308** in 2018 an increase by **1.8 %**. Crude Death Rate reached **5.8** per thousand in 2019 as the same rate in 2018.

Trend of Crude Death Rate (2010-2019)



54.7 % is Percentage of Male Deaths

- Male deaths reached **312105** in 2019 compared to **306971** in 2018 an increase by **1.7 %**.
- Female deaths reached **258475** in 2019 compared to **253337** in 2018 an increase by **2 %**.
- Percentage of male deaths reached **54.7 %** of total deaths in 2019 compared to **54.8 %** in 2018.
- Percentage of female deaths reached **45.3 %** of total deaths in 2019 compared to **45.2 %** in 2018.

Decline by 1.9 % in Rural Deaths in 2019

- Urban deaths reached **351475** in 2019 compared to **336983** in 2018, an increase by **4.3 %**.
- Rural deaths reached **219105** in 2019 compared to **223325** in 2018, decline by **1.9 %**.
- Urban Crude Death Rate reached **8.3** per thousand in 2019 compared to **8.1** per thousand in 2018.
- Rural Crude Death Rate reached **3.9** per thousand in 2019 compared to **4.0** per thousand in 2018.

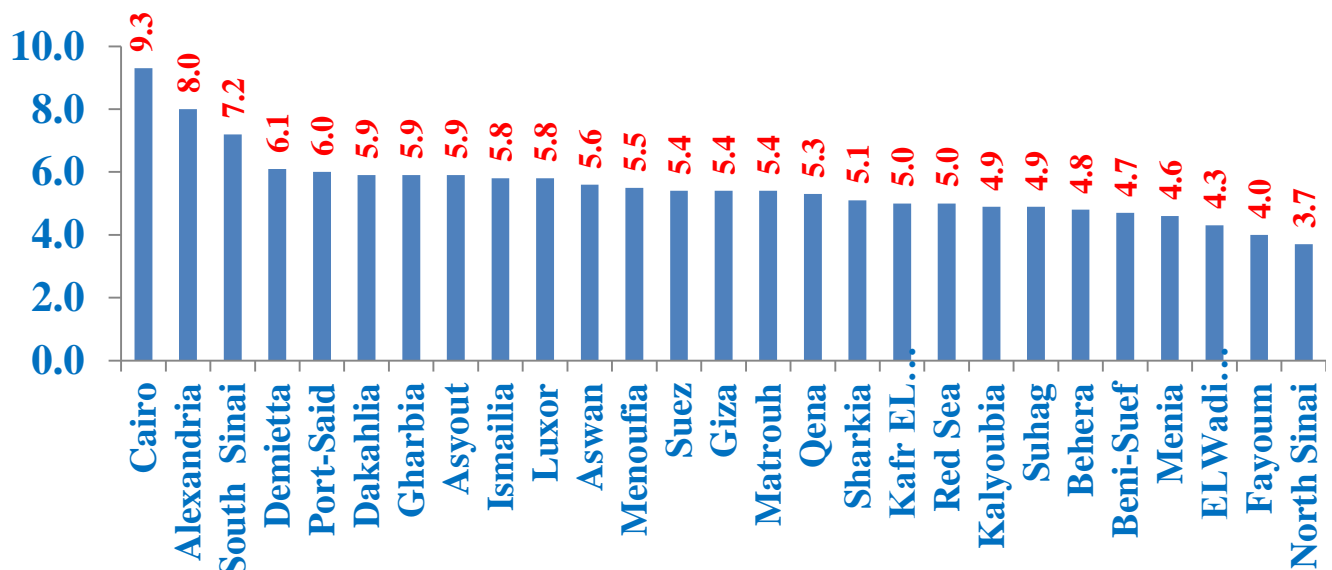
Cairo Ranked the First in Terms of Number of Deaths

(91358) Deaths

- Cairo ranked the first in terms of number of deaths with **91358** in 2019 compared to **88938** in 2018, an increase by **2.7%**. Cairo recorded also the highest Crude Death Rate, **9.3** per thousand in 2019 compared to **9.2** in 2018.
- South Sinai was the last in terms of number of deaths with **770** in 2019 compared to **687** in 2018 an increase of **12.1 %**.
- North Sinai recorded the lowest crude death rate as it reached **3.7** per thousand in 2019 compared to **3.8** per thousand in 2018.

Crude Death Rate According to Governorates 2019

Per 1000 population



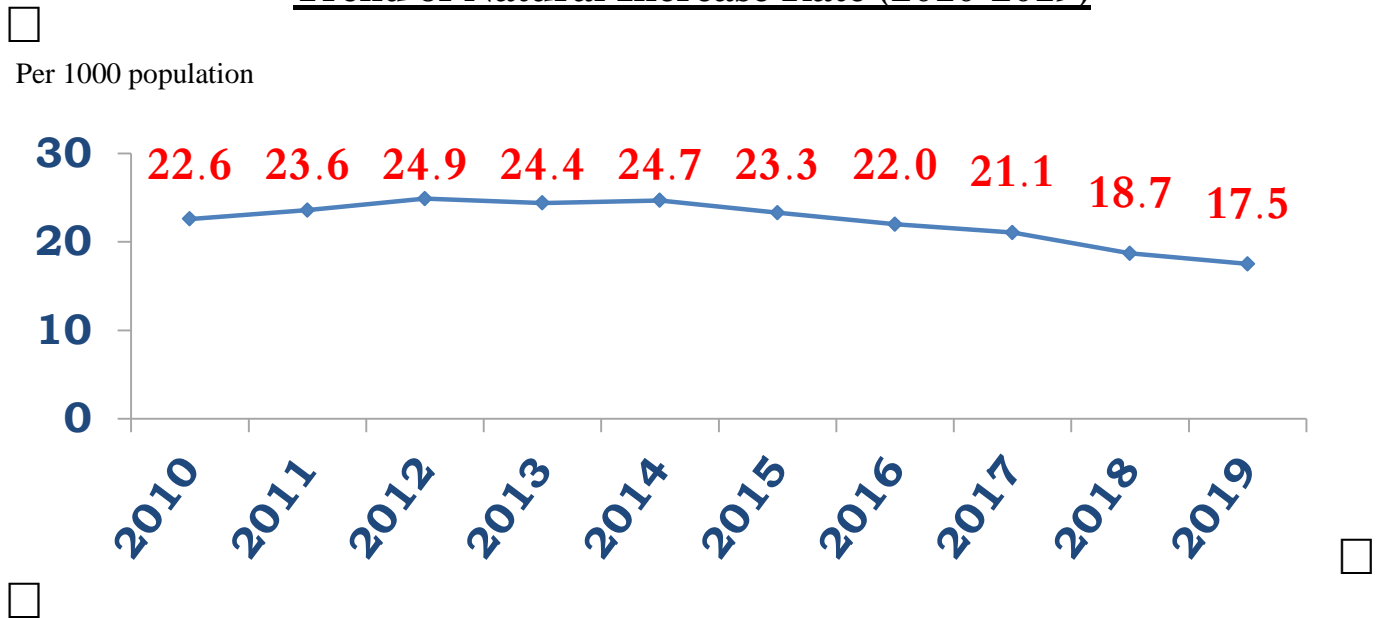
Decline by 1.5 % of Infant Deaths in 2019

- Number of Infant deaths (less than one year) reached **36173** in 2019 compared to **36734** in 2018 a decline by **1.5 %**. Infant Mortality Rate recorded **15.7** per thousand live births in 2019 compared to **15.4** per thousand in 2018.
- Number of Under 5 mortality reached **46956** in 2019 compared to **47654** in 2018 a decline by **1.5 %**. Under 5 Mortality Rate increased from **20.0** per thousand in 2018 to **20.4** per thousand live births in 2019.

Decline by (88 thousand population) in the Number of Natural Increase in 2019

- Population Natural Increase (live births - deaths) declined from **1822054** in 2018 to **1734252** million in 2019, a decline by **88 thousand** populations .
- Natural Increase Rate declined from **18.7** per thousand in 2018 to **17.5** per thousand in 2019, a decline by **1.2** per thousand.

Trend of Natural Increase Rate (2010-2019)



Nasr City, Salah Salem, ST, Cairo, Egypt.

P O. Box 2086

Telephone: Public Relations: (02) 24020231.

National Information Center: (02) 24020574

Fax: 24024099

E-mail: pres_capmas@capmas.gov.eg

Website: www.capmas.gov.eg