



Press Release

Central Agency for Public Mobilization And Statistics

547 million number of newspapers copies, distributed locally and abroad during 2018 an increase of 7.3% over the previous year

Central Agency for Public Mobilization and Statistics (Capmas) issued today / / 2020 "Annual Cultural statistics Bulletin 2017"

- The most important statistical indicators are as follows :

- Newspapers, periodicals , radio and television

- The number of newspapers that issued 70 in 2018 compared to 76 newspapers in 2017, a decrease of 7.9% due to the suspension of some newspapers.

- The number of party newspapers reached 3 in 2018,

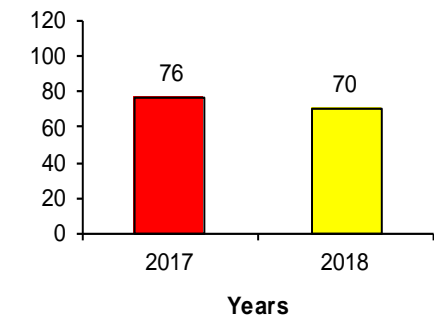
which is the same as the previous year .

- The number of copies distributed to newspapers internally and externally reached 547 million copies in 2018 compared to 510 million copies in 2017, an increase of 7.3%

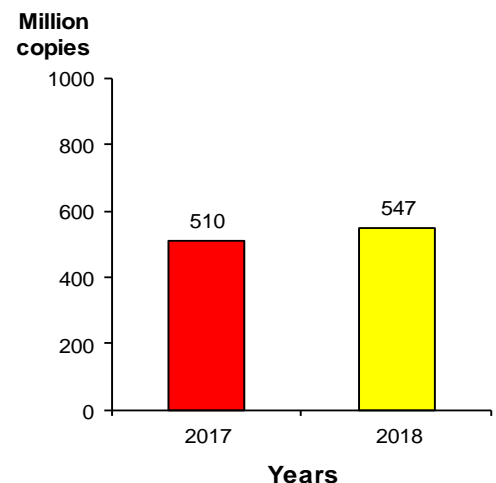
- Number of visual channels transmission hours reached 170298 hours during 2018, compared to 169347 hours during 2017, a low rate of 0.6%.

- Number of broadcast networks transmission hours reached 186893 hours during 2018, compared to 186906 hours during 2017, an increase rate of 0.01%

Number of newspapers during 2017, 2018

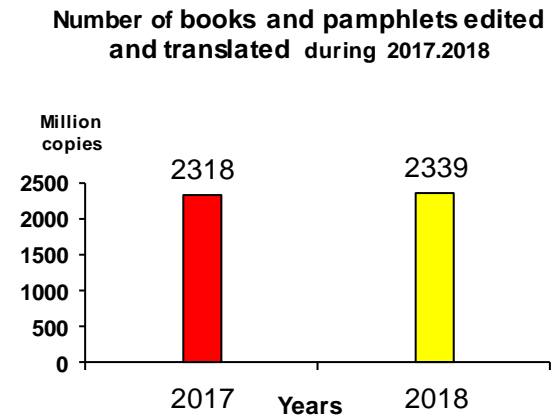


Number of newspapers copies distributed locally and abroad 2017, 2018

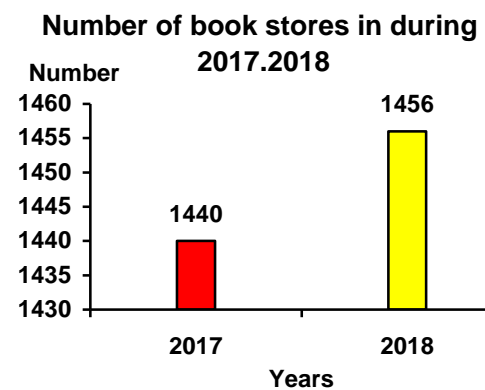


- Books and libraries:

- Number of books and pamphlets edited and translated, reached 2339 thousand books during 2018, versus 2318 thousand books during 2017 , an increase rate of 0.9 % .

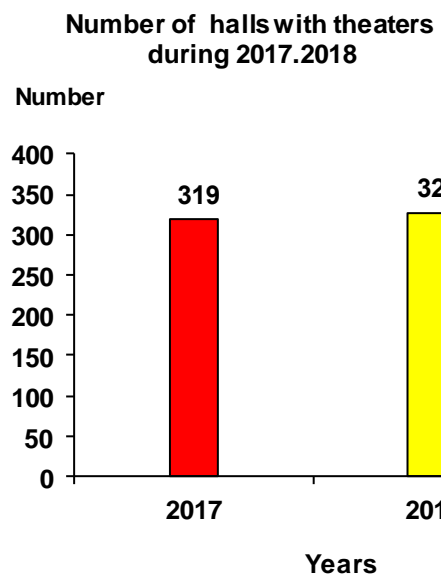


-Number of bookstores reached , public specialists, universities and institutes libraries 1456 library during 2018, versus 1440 libraries during 2016 , an increase rate of 1.1 %



- Cinemas and theaters:

-Number of cinema halls reached 327 during 2018 versus 319 in 2017, an increase rate of 2.5 %



- -Number of theaters reached 40 during 2018 It is the same as the previous year.

--Number of National theater groups reached 72 groups during 2018, versus 74 groups during 2017, a low rate of 2.7 % due to the suspension of some teams.

- Culture Palaces , house associations and conferences :

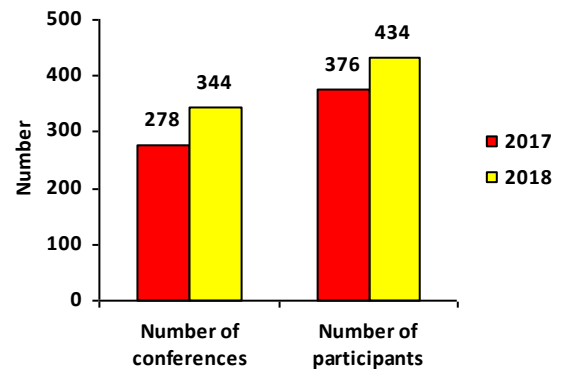
-Number of cultural palaces and houses reached 347 during 2018 versus 347 palaces and houses during 2017 , an increase rate of 3.3 % .

- Number of cultural associations reached 246 associations during 2018, versus 232 associations during 2017 , an increase rate of 6 % .

- Number of conferences held by or participated by Egypt (internal / external) reached 344 conferences during 2018 versus 278 conferences during 2017 , a an increase of 23.7 %

- Number of participants in these conferences reached 434 participants during 2018, versus 367 participants during, 2017,a an increase of 15.4 % .

Number of conferences and participants during 2017,2018



● Museums , parks , archaeological sites , nature reserves and exhibitions

- Number of museums and parks, reached 151 during 2018, versus 150 during 2017 , a an increase of 0.7 %

- Number of archeological sites reached 159 during 2018, versus 139 during 2017 , a an increase of 14.4%

- Number of natural reserves reached 31 during 2018 of which 8 was active .

- Number of agricultural and industrial exhibitions held by Egypt locally and abroad reached 85 exhibitions during 2018,

Number of museums, parks, archaeological sites during 2016,2017

