



## Press Release

### Decline of the Crude Birth Rate 2015

Central Agency for Public Mobilization and Statistics issued today

/ 6 /2016 Annual Bulletin of Births and Deaths Statistics 2015 .The most important statistical indicators are as follows:

2.7 Million Live Births

The number of live births reached 2685276 births in 2015 compared to 2720495 births in 2014, decline of 1.3 %, while the Crude Birth Rate reached 30.2 per thousand in 2015 compared to 31.3 per thousand in 2014.

### Stability of the Sex Ratio at Birth

- The sex ratio at birth reached 105 Male /100 Female in 2015, the same as it was in 2014.
- The number of male births reached 1372448 births in 2015 compared to 1390495 births in 2014, decline of 1.3%.

- The number of female births reached 1312828 births in 2015 compared to 1330000 births in 2014, decline of 1.3%.

#### Slightly higher of Urban Births Percentage

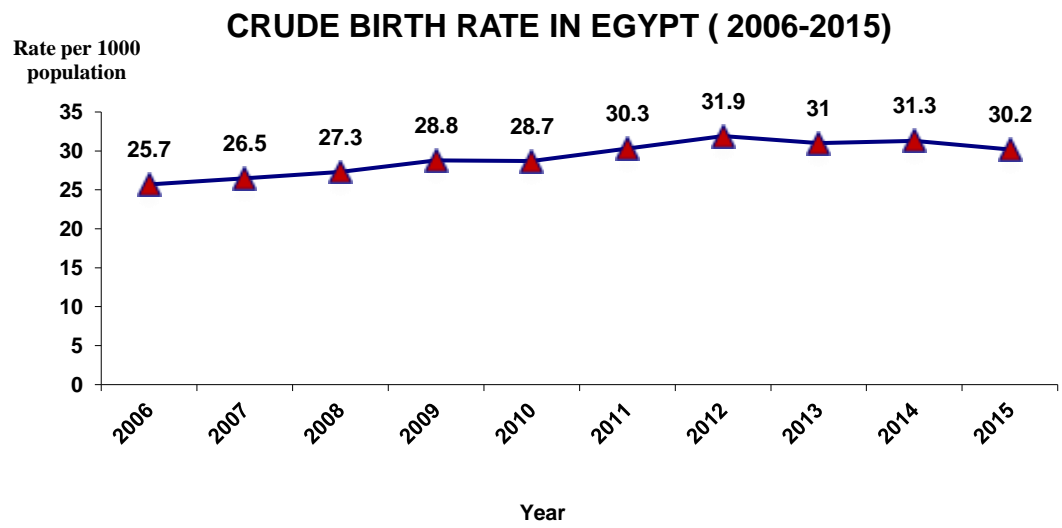
- The number of urban births reached 1224729, by 45.6 % of the total number of births in 2015 compared to 1228275 births, by 45.1 % of the total number of births in 2014.
- The number of rural births reached 1460547, by 54.4 % of the total number of births in 2015 compared to 1492220 births, by 54.9 % of the total number of births in 2014.

#### Cairo Ranked First in Terms of the Number of Births

- Cairo was ranked first in terms of the number of births by 251637 births in 2015 compared to 257288 births in 2014, decline of 2.2 %.
- South Sinai was ranked the last in terms of the number of births by 3308 births in 2015 compared to 3481 births in 2014, decline of 5 %.
- Matrouh recorded the highest Crude Birth Rate as it reached 49.5 per thousand in 2015 compared to 50.8 per thousand in 2014.

]

- South Sinai recorded the lowest Crude Birth Rate as it reached 19.6 per thousand in 2015 compared to 21 per thousand in 2014.



574 Thousand Deaths

- The number of deaths reached 573879 deaths in 2015 compared to 531864 deaths in 2014, increase of 7.9 %. Crude Death Rate reached 6.5 per thousand in 2015 compared to 6.1 per thousand in 2014.

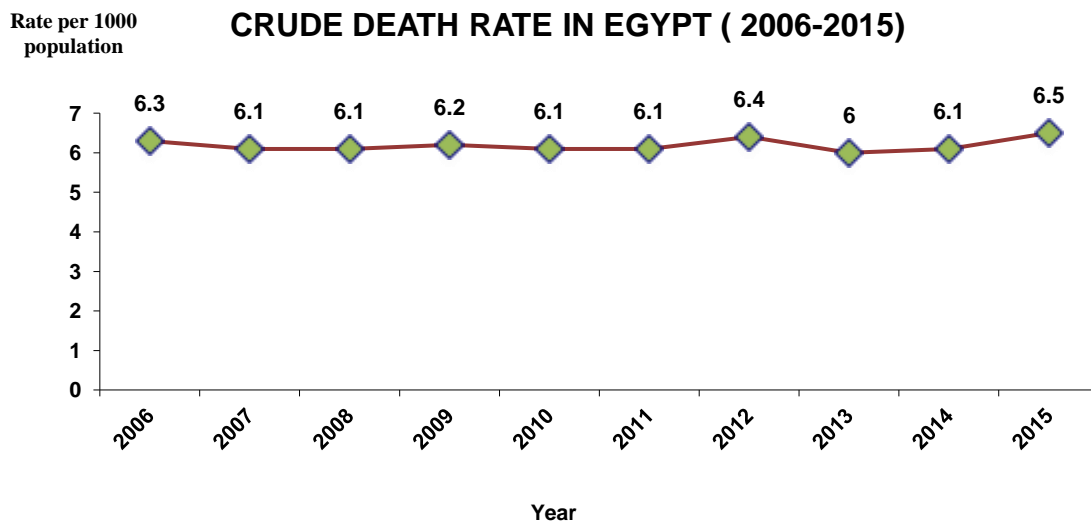
54.6 % is the Male Deaths of the Total Deaths

- The number of male deaths reached 313392 in 2015 compared to 293315 in 2014, increase of 6.8 %.

- The number of female deaths reached 260487 in 2015 compared to 238549 in 2014 an increase of 5.1%.
- The percentage of male deaths reached 54.6% of total deaths.

### 8.5 Per Thousand Urban Crude Death Rate

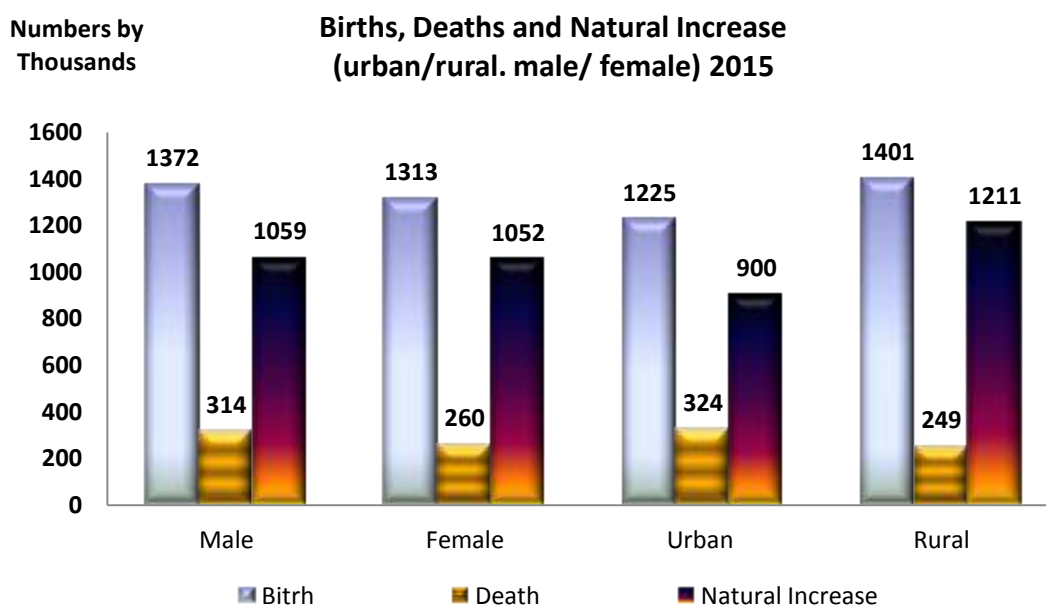
- The Urban Crude Death Rate reached 8.5 per thousand in 2015 compared to 8.1 per thousand in 2014 •
- The Rural Crude Death Rate was 4.9 per thousand in 2015 while it was 4.7 in 2014.



### Cairo Was Ranked First in Terms of the Number of Deaths

- Cairo was ranked first in Terms of the number of deaths which reached 89714 in 2015 compared to 82305 in 2014 by increase of 9%.

- South Sinai came in last ranked in terms of number of deaths which reached 665 deaths in 2014 compared to 724 deaths in 2014 by decline of 8.1%
- Cairo recorded the highest crude death rate 9.6 per thousand in 2015 compared to 9 per thousand in 2014.
- South Sinai recorded the lowest crude death rate as it reached 3.9 per thousand in 2015.
- The number of Infant deaths (less than one year) reached 42050 in 2015 Compared to 39679 in 2014, by increase of 6 %.
- Natural increase rate reached 23.7 per thousand in 2015 compared to 25.2 per thousand in 2014.



P.O. Box 2086 Salah Salem, Nasr City, Cairo, Egypt

Tel: (02)24020231 National Information Center: (02)24020574 Fax: (02)24024099

Web Site: <http://www.capmas.gov.eg>

Email: [press.capmas@capmas.gov.eg](mailto:press.capmas@capmas.gov.eg)