



Press Release

Central Agency for Public Mobilization And Statistics

12.3% increase in fish production in 2016

Central Agency for Public Mobilization and Statistics (CAPMAS), issued today / / 2018 Annual Bulletin of fish production Statistics for 2016

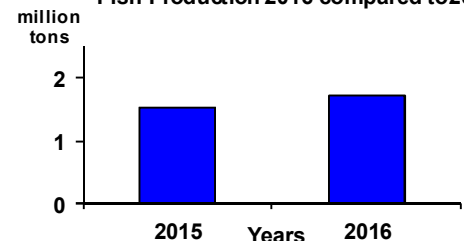
The most important indicators are as follows:

- Total Fish production reached 1.7 million tons in 2016 compared to 1.5 million tons in 2015. an increase of 12.3% due to the increased amount of (fish farms and rice fields) production as it came at the first rank. it reached 79.5% of fish production With lakes by 9.3% and marine water production by 6.1% Fresh water 4.3% and finally rice fields 0.8% of total fish production.

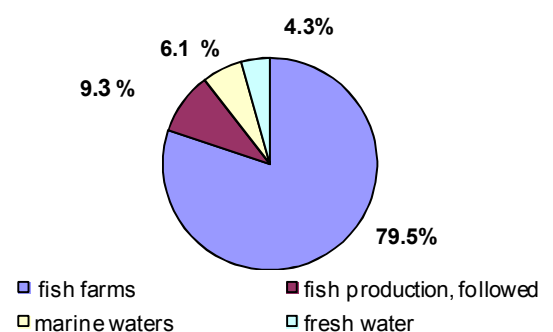
- Amount of fish in fish farms 1.4 million tons 2016 compared to 1.2 million tons in 2015 by an increase of 17.3% over the previous year.

- Production of Fish species (tilapia, pori, denies, coriander, mousse, coriander ...) reached 97.5%, followed by crustaceans (shrimps, crabs,) and other varieties by 1.0% Followed by pulses (shellfish and oysters) by 0.3%, cartilage fish and mollusks by 0.2% of total fish production.

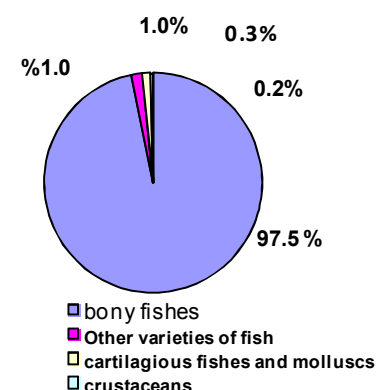
Fish Production 2016 compared to 2015



Rational distribution of fish production according to fishing region 2016



Rational distribution of fish production according to the groups of fish 2016



P.O. Box 2086 Salah Salem , Nasr City, Cairo, Egypt

Fax: (02)24024099) National information center (24020574) public relation (24020231)

Email: pres_capmas@capmas.gov.eg

web site :http:// www.capmas.gov.eg