

# connection water (conn\_water)

???: all data 2011

## ???? ????

---

???: ?????      ???? ?????: 372384 (80395806880)  
????: numeric    ???? : 7350 (0)  
???: 1  
????: 0  
????: 1-3

???????

connection water

## ?????? ? ??????????

---

?????

All households




?????? ??????

Connection of dwelling with the Utility of water

???? ??????????

Questionnaire

### ??????

??????	?????	??????	Weighted
1	343235	7.4374544024e+010	 92.5%
2	23821	4.884413477e+009	 6.1%
3	5328	1136849379	 1.4%
Sysmiss	7350	0	

????? : ??? ?????? ??? ???? ?????? ????????? ?? ????? ????????? ? ???? ?????? ????????? . ? ???? ?????? ?????? ?????? ??????  
?????????