



Press Release

Central Agency for Public Mobilization And Statistics

1.3% increase in cropped area in 2013/2014

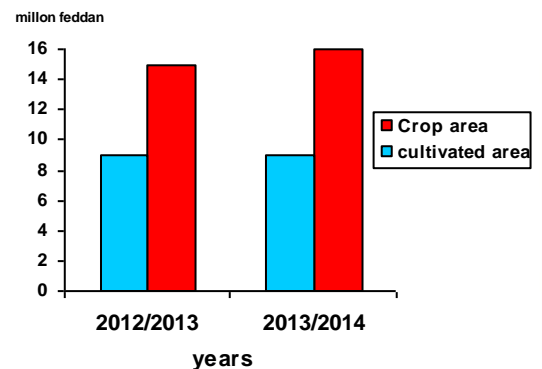
Central Agency For Public Mobilization and Statistics issued on / / 2016

Annual bulletin of cropped areas and plant production Statistics in 2013/2014

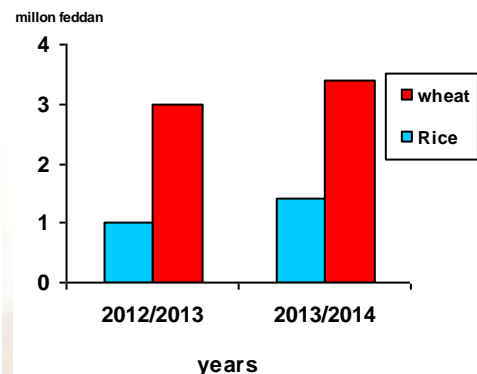
the most important indicators:

- The total cropped area reached 15.7 million feddans in 2013/2014 versus 15.5 million feddans in 2012/2013, an increase of 1.3%.
- The total cultivated area reached 8.92 million feddans in 2013/2014 versus 8.95 million feddans in 2012/2013 a decrease of 0.4 %.
- The total area of wheat reached 3.39 million feddans in 2013 / 2014 versus 3.38 million feddans in 2012/2013 , an increase of 0.4% while the amount of wheat production reached 9.3 million tons in 2013 / 2014, versus 9.5 million tons in 2012/2013 , a decrease of 1.9 %.
- The total area of rice reached 1.37 million feddans in 2013 / 2014 versus 1.42 million feddans in 2012/2013 , a decrease of 3.9% while the amount of rice crop production reached 5.5 million tons in 2013 / 2014 versus 5.7 million tons in 2012/2013, a decrease of 4.5%.

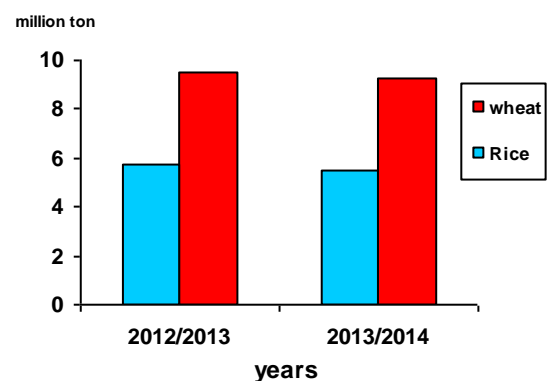
Total cropped& cultivated area



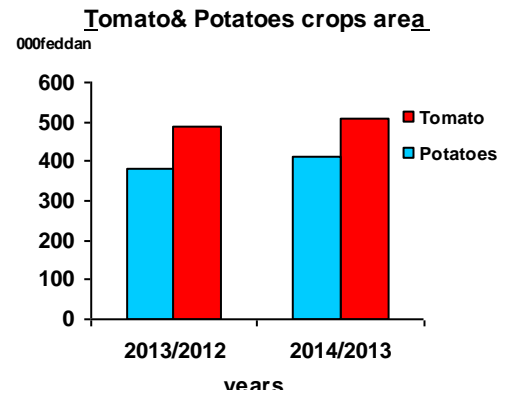
wheat& rice crops area



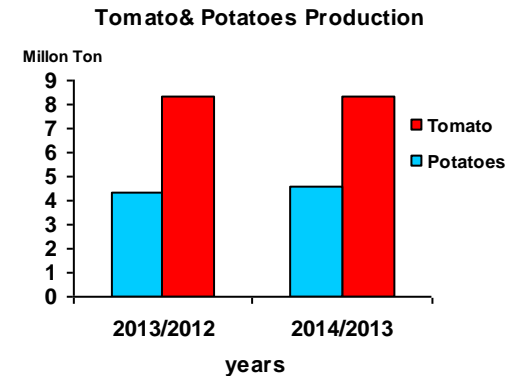
wheat& rice crops production



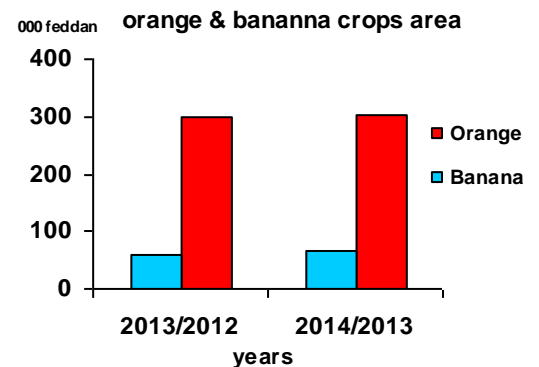
- The total area of Tomato reached 510 thousand feddans in 2013 / 2014 versus 489 thousand feddans in 2012/2013, an increase of 4.3% while the amount of Tomato crop production reached 8.3 million tons in 2013 / 2014 similar to 2012/2013



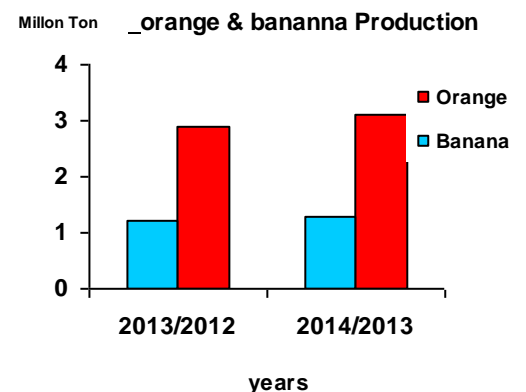
- The total area of potatoes reached 410 thousand feddans in 2013 / 2014 versus 381 thousand feddans in 2012/2013, an increase of 7.4% while the amount of potatoes crop production reached 4.6 million tons in 2013 / 2014 versus 4.3 million tons in 2012/2013, an increase of 8.1 %.



- The total area of oranges reached 301 thousand Feddans in 2013 /2014 versus 299 thousand feddans in 2012/2013, an increase of.6% while the amount of oranges crop production reached 3.1 million tons in 2013 / 2014 versus 2.9 million tons in 2012/2013, an increase of 9.8 %.



- The total area of Banana reached 66 thousand feddans in 2013 / 2014 versus 60 thousand feddans in the 2012/2013, an increase of 9.0 % while the amount of Banana crop production reached 1.3 million tons in 2013 / 2014 versus 1.2 million tons in 2012/2013 , an increase of 10.8 %.



P.O. Box 2086 Salah Salem , Nasr City, Cairo, Egypt

Fax: (02)24024099) , National information center (02) 24024099, public relation :(02) 24020231

: Email: pres_capmas@capmas.gov.eg

site : www.capmas.gov.eg the