



12.6% increase in the number of distributed newspapers copies in 2021 compared to 2020

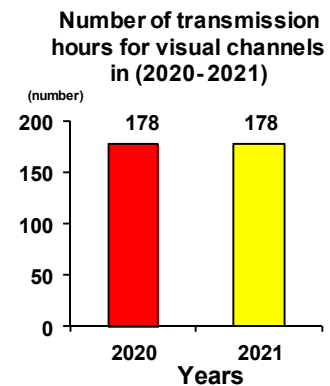
Today, / / 2022, Central Agency for Public Mobilization and

Statistics issued (CAPMAS) issued "Annual Bulletin of Cultural Statistics in "2021"

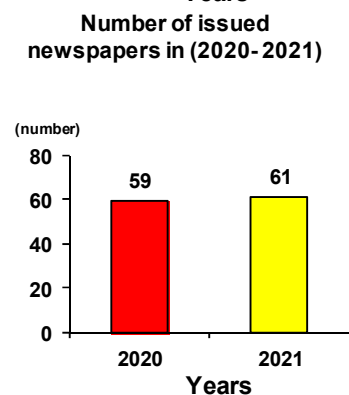
- The most important statistical indicators are as follows:-

Newspapers, periodicals, and audio-visual radio

- Number of transmission hours for visual channels reached 178 thousand hours in 2021, It is the same as the previous year.

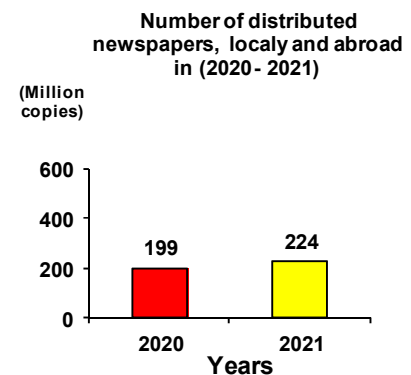


-Number of transmission hours of audio networks reached 189 thousand hours in 2021, It is the same as the previous year.



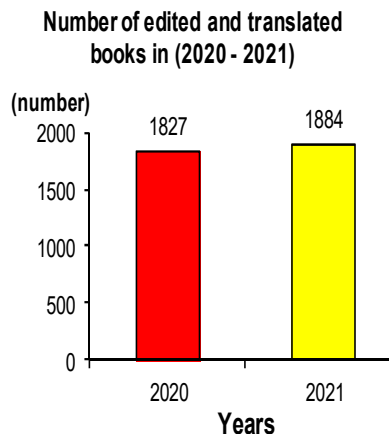
-Number of issued newspapers reached 61 in 2021 compared to 59 in 2020, an increase by 3.4 % .

- Number of distributed newspapers, locally and abroad, reached 224 million copies in 2021 compared to 199 million copies in 2020, an increase by 12.6 %.

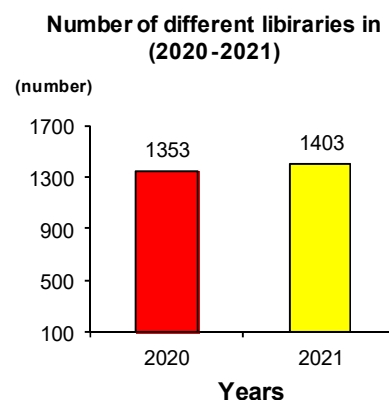


Books and libraries

- Number of edited and translated printed books and pamphlets reached 1884 in 2021, compared to 1827 in 2020, an increase by 3.1 %.

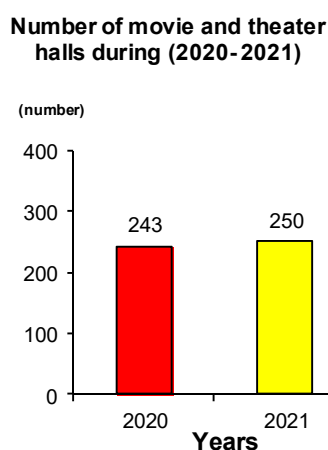


- Number of national, public and specialized libraries, universities and institutes libraries reached 1403 libraries in 2021, compared to 1353 libraries in 2020, an increase by 3.7 % .



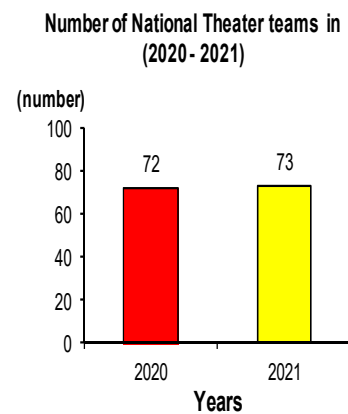
Cinemas and theaters:

- Number of movie and theater halls reached 250 in 2021, compared to 243 in 2020, an increase by 2.9 %.



- Number of theaters reached 41 in 2021 compared to 40 in 2020, an increase by 2.5 %.

- Number of national theater teams reached 73 in 2021, compared to 72 in 2020, an increase by 1.4%.



Culture Palaces , cultural associations and conferences:

-Number of cultural palaces and houses reached

347 during 2021 versus 346 palaces and houses in

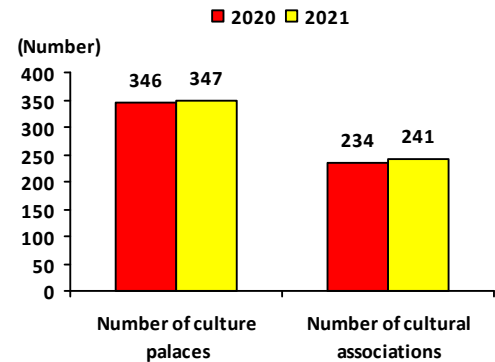
2020 , an increase by 0.3 % .

- Number of cultural associations reached 241

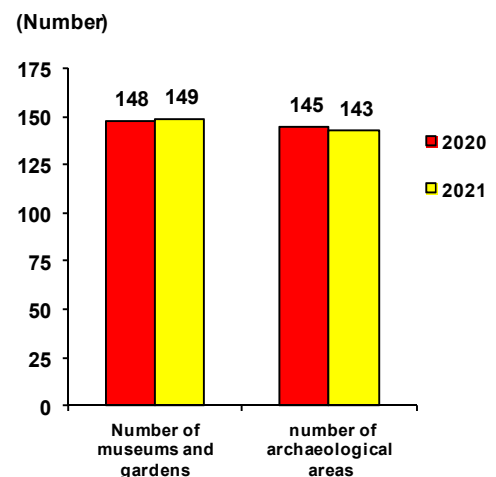
associations in 2021, versus 234 associations in 2020

, an increase by 3 % .

Number of cultural palaces and cultural associations in (2020- 2021)



Number of museums, gardens, archaeological areas during 2020- 2021



Museums , Gardens , archaeological

Areas , natural reserves and exhibitions

- Number of museums and gardens reached,

an 149 in 2021 versus 148 in 2020, increase by 0.7 %.

-Number of archaeological areas reached

143 archaeological areas in 2021 compared to 145 archaeological areas in 2020, a

decrease by 1.4%.

- Number of natural reserves reached 31 in 2021 It is the same as the previous year.

-Number of agricultural and industrial exhibitions held by Egypt locally and abroad reached 26 in 2021.