



Press Release

Central Agency for Public Mobilization And Statistics

Number of Live Births Decline by 2.3 % in 2021

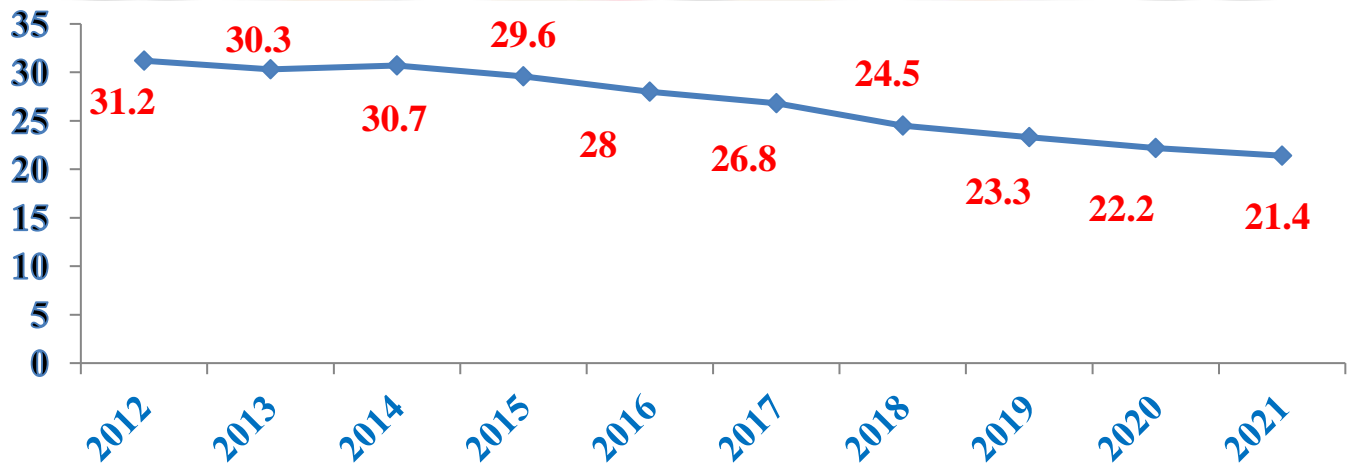
Central Agency for Public Mobilization and Statistics issued today / 01 / 2023 the Annual Bulletin of Births and Deaths Statistics 2021. The most important indicators are as follows:

2.185 million Live Birth 2021

- Live births reached **2184581** births in 2021, compared to **2235326** births in 2020, declined by **2.3%**, while Crude Birth Rate reached **21.4 per thousand** in 2021 compared to **22.2 per thousand** in 2020, decline by **0.8 per thousand**.

Trend of Crude Birth Rate (2012 -2021)

(Per 1000 pop)



Stability of Sex Ratio at Birth (105 Male per 100 Female)

- Sex ratio at birth reached **105 Male /100 Female** in 2021, the same as it was in 2020.
- Male births reached **1118728** in 2021, compared to **1143611** in 2020, declined by **2.2%**.
- Female births reached **1065853** in 2021, compared to **1091715** in 2020, declined by **2.4%**.

58.1 % Rural Births Ratio in 2021

- Urban births reached **(914840)** in 2021, with Ratio **(41.9%)** to total births, Rural births reached **(1269741)**, by Ratio **58.1%** to total births in 2021.
- Urban Crude Birth Rate reached **20.9** per thousand midyear population in 2021, Rural Crude Birth Rate reached **21.8** per thousand midyear population in 2021.

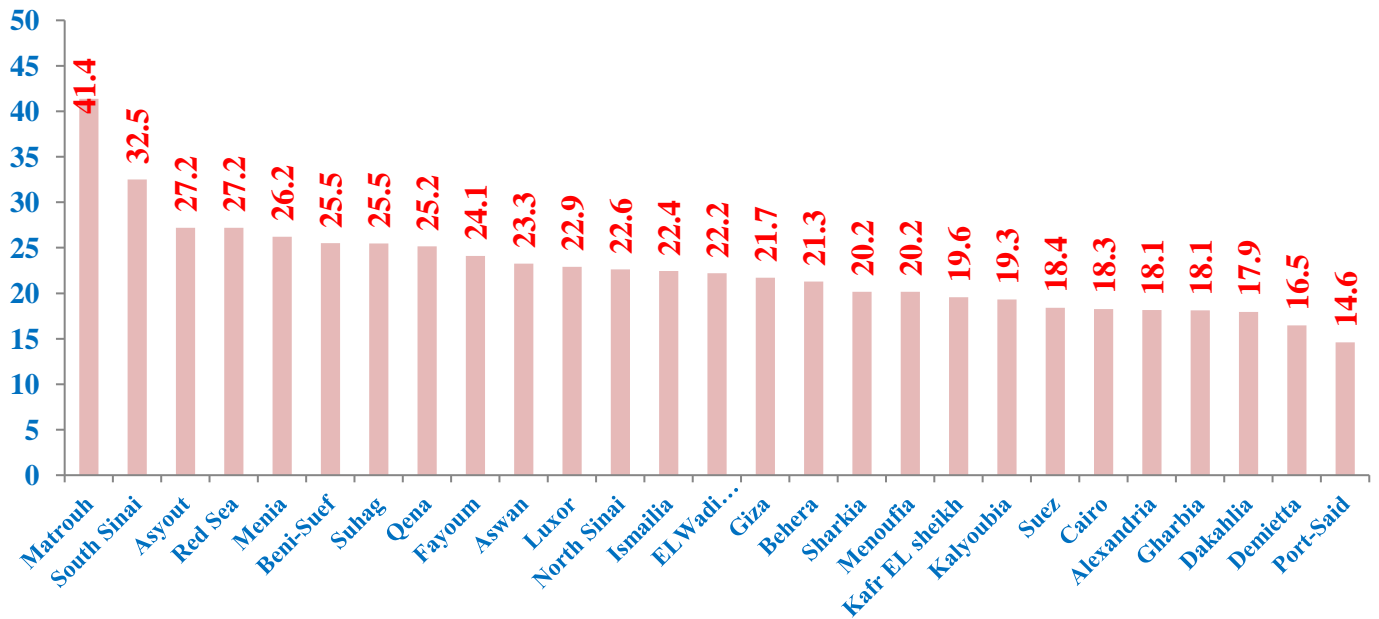
Giza Ranked First in Terms of Live Births with 9.2% Total Live Births

- According to the place of residence for mother birth's Giza ranked first in terms of births in 2021 reached **(201)** thousand, with Ratio **(9.2%)** to total births.
- South Sinai ranked last in terms of births percent distribution by **(0.2%)** of total births in 2021.
- Asyut, Menia, Beni-Suef, Suhag and Qena recorded the highest Crude Birth Rate in 2021.
- Port-Said, Demietta, Dakahlia, Gharbia, and Alexandria recorded the lowest in terms of Crude Birth rate in 2021.

*Frontiers Governorates are not included

Crude Birth Rate According to Governorates 2021

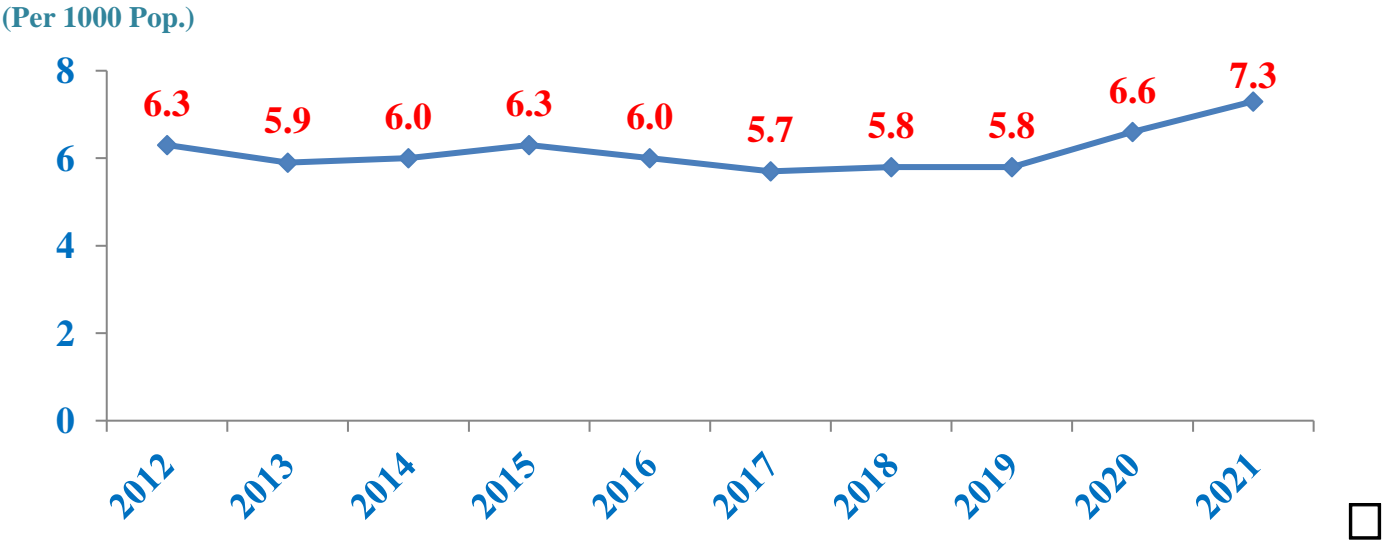
(Per 1000 Pop.)



742 thousand Deaths in 2021

- Deaths reached **741924** in 2021 compared to **664763** in 2020, increase by **11.6%**. Crude Death Rate reached **7.3 per thousand midyear population** in 2021 compared to **6.6 per thousand midyear population** in 2020, increase by **0.7 per thousand midyear population**.

Trend of Crude Death Rate (2012-2021)



53.2 % is Percentage of Male Deaths

- Male deaths reached **394639** in 2021 compared to **361971** in 2020, increase by **9 %**.
- Female deaths reached **347285** in 2021 compared to **302792** in 2020, increase by **14.7 %**.
- Percentage of male deaths reached **53.2%** of total deaths in 2021 compared to **54.5%** in 2020.
- Percentage of female deaths reached **46.8%** of total deaths in 2021 compared to **45.5%** in 2020.

52.8% Rural Deaths Ratio in 2021

- Urban deaths reached **392 thousand** in 2021, a Ratio of **(52.8%)** total deaths, Rural births reached **350 thousand**, by Ratio **47.2%** to total deaths in 2021.
- Urban Crude Death Rate reached **9 per thousand midyear population**.in 2021, Rural Crude Death Rate reached **6 per thousand midyear population** in 2021.

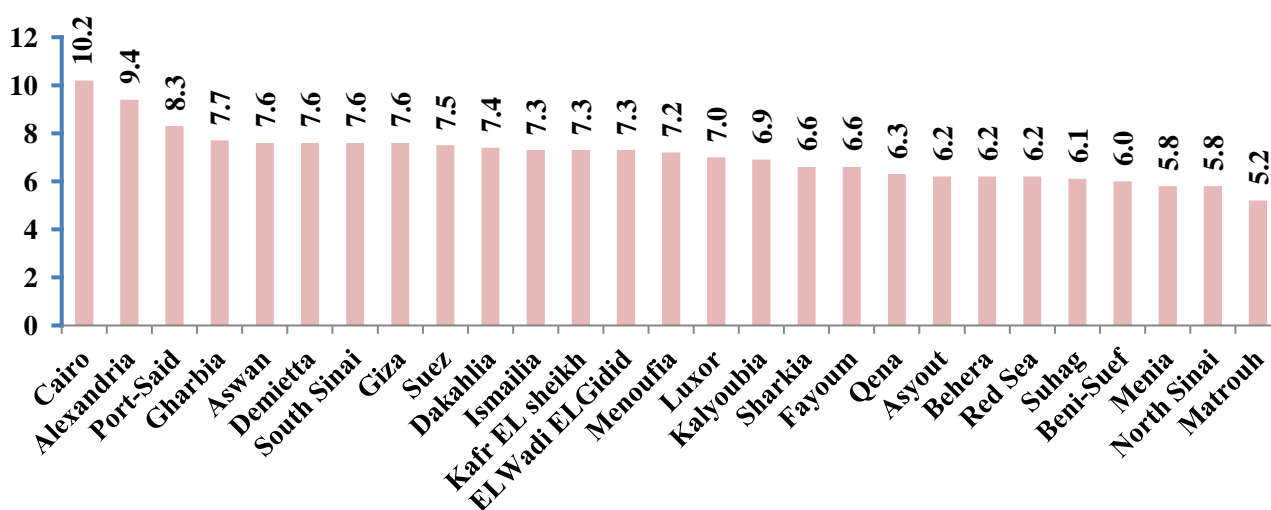
Cairo Ranked First in Terms of Deaths with 13.7% Total deaths

- Cairo ranked first in terms of deaths percent distribution by **13.7 %** of total deaths in 2021.
- South Sinai ranked last in terms of deaths percent distribution by **0.1 %** of total deaths in 2021.
- Cairo, Alexandria, Port-Said, Gharbia and Demietta recorded the highest Crude Death Rate in 2021.
- Menia, Beni-Suef, Suhag, Behera and Asyout recorded the lowest in terms of Crude Death Rate in 2021.

*Frontiers Governorates are not included

Crude Death Rate According to Governorates 2021

(Per 1000 Pop.)



Increase 10.5 % of Infant Deaths in 2021

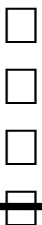
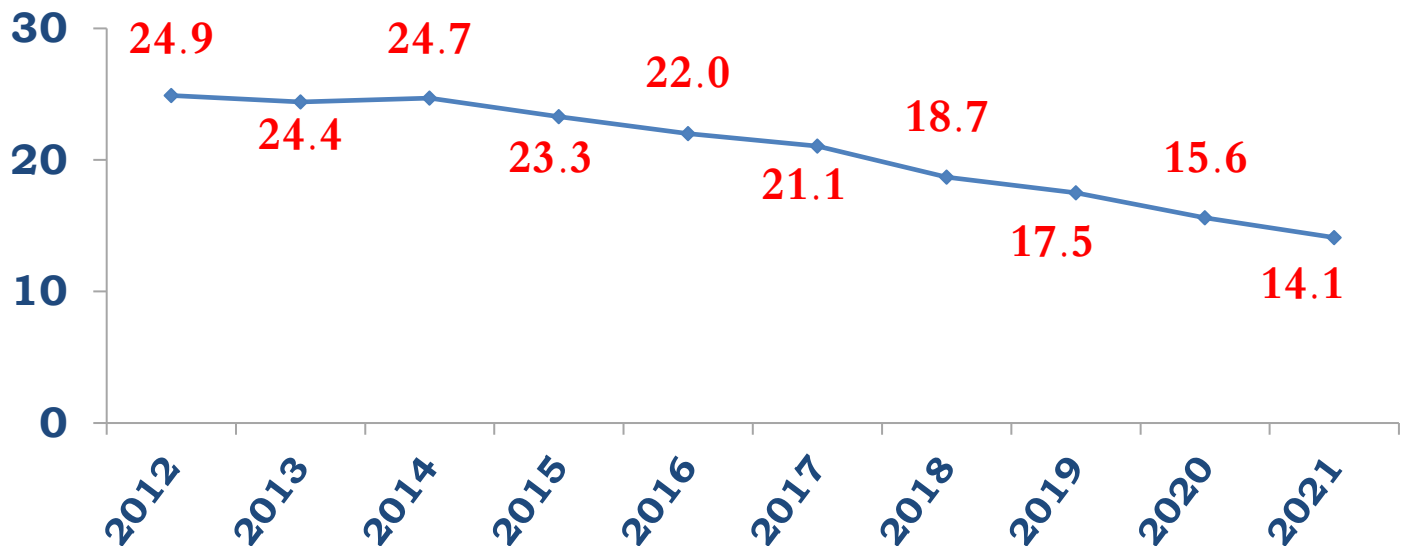
- Infant deaths (less than one year) reached **38897** in 2021 compared to **35197** in 2020, an increase by **10.5%**. Infant Mortality Rate recorded **17.8 per thousand live births** in 2021 compared to **15.7 per thousand live births** in 2020, an increase by **2.1 per thousand live births**.
- Under 5 Mortality reached **47716** in 2021 compared to **44300** in 2020, an increase by **7.7%**. Under 5 Mortality Rate recorded **21.8 per thousand live births** in 2021 compared to **19.8 per thousand live births** in 2020, an increase by **2.0 per thousand live births**.

Decline by 8.1% of the Natural Increase in 2021

- Population Natural Increase (live births - deaths) declined from 1,571 million in 2020 to 1,443 in 2021, a decline by **8.1%** .
- Rate of Natural Increase declined from **15.6 per thousand midyear population** in 2020 to **14.1 per thousand midyear population** in 2021, a decline by **1.5 per thousand midyear population**.

Trend of Natural Increase Rate (2012-2021)

(Per 1000 Pop.)



P .O. Box 2086 Salah Salem , Nasr City, Cairo, Egypt Public Relations Tel. : (02) 24020231

Information Bank Customer Service Tel.: (02) 24002706 Presidential Office Fax: (02) 24024099

E-mail: pres_capmas@capmas.gov.eg

CAPMAS Website: www.capmas.gov.eg