



Press Release

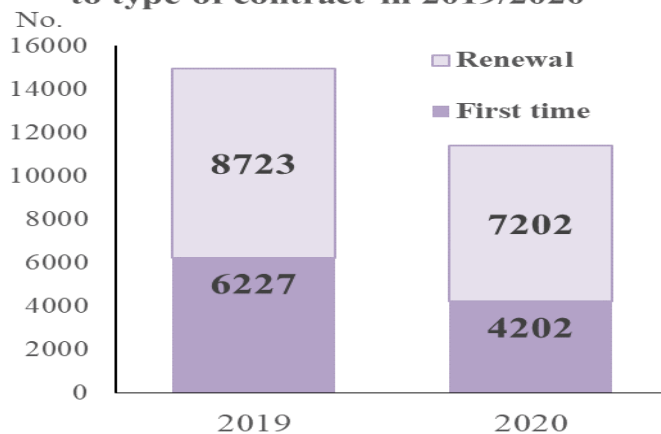
Central Agency for Public Mobilization And Statistics

23.7 % Decrease in the number of Foreigners working in private and investment sectors in Egypt in 2020

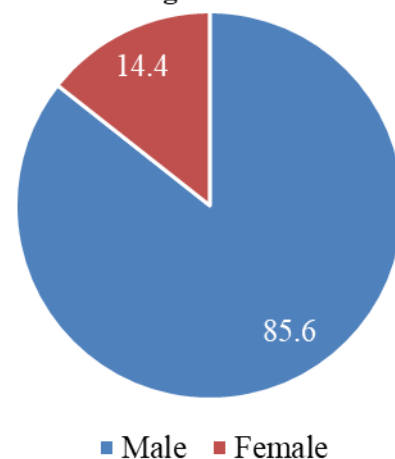
Central Agency for Public Mobilization (CAPMAS) and Statistics released on / /2021 "Annual Bulletin of Foreigners working in private and investment sectors in Egypt in 2020. The most important indicators are as Follows:

- Number of Foreign Employees working in private and investment sectors in Egypt reached 11404 foreigners (9767 Male by 85.6%, 1637 Female by 14.4%) of different nationalities in 2020, compared to 14950 foreigners in 2019, A decrease of 23.7% due to health conditions that affected the world due to Covid 19 (Corona) pandemic.
- Number of Foreign Employees working in Egypt for the first time was 4202 foreigners by 36.8%, and the foreigners with renewed contracted 7202 foreigners by 63.2% in 2020.

Foreign employees in private and investment sector according to type of contract in 2019/2020



Foreign employees number in private and investment sector in Egypt According to sex in 2020



42.2% Percentage of coming from Asian countries (non-Arab)

- Asian countries (non-Arab) European countries represent the largest of total number of foreigners Employees in private and investment sectors in 2020 which reached 4812 foreigners by 42.2%, most of them from Bangladesh 1255 foreigners by 26.1% and India with 1191 foreigners by 24.8%, followed by European countries with 2682 foreigners by 23.5%. most of

them from England with 847 foreigners by 31.6%, and Italy with 356 foreigners by 13.3% in 2020.

- Arab countries with 2564 foreigners by 22.5%, mostly from Syria with 1199 foreigners by 46.8% and Palestine with 401 foreigners by 15.6% , Followed by American countries with 893 foreigners by 7.8%, most of them from USA with 576 foreigners by 64.5% and Canada 218 foreigners by 24.4%, Followed by African countries (Non-Arab) with 247 foreigners by 2.2%, while Oceania countries represent the lowest numbers which reached 120 foreigners only by 1.1%.of total number of Foreign Employees in private and investment sectors in 2020.



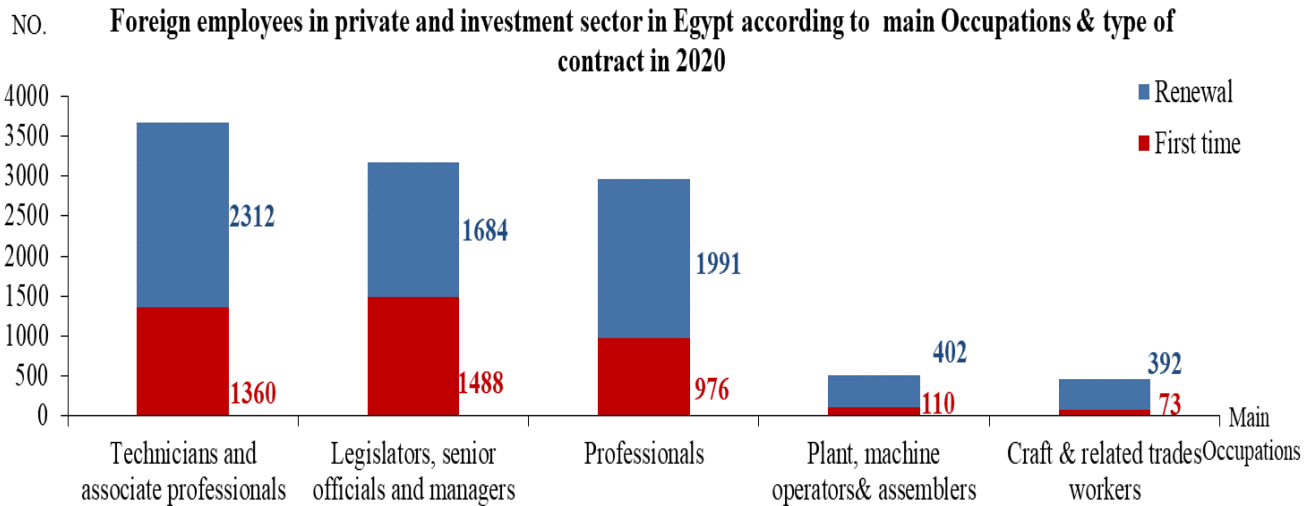
40.7 % of work permits issued by Labour Force directorates

- Investment offices are the first in terms of issuing work permits for foreigners working in private and investment sector in Egypt. Number of work permits issued reached 4644 licenses by 40.7% followed by Labor force directorates with 3889 licenses by 34.1%, then offices of companies 1520 by 13.3%, then Oil Offices with 1351 licenses by 11.9% of the total number of Foreign Employees in private and investment sectors in 2020.



32.2% of Legislators, Senior officials and Managers

- Legislators, Senior officials and Managers represent the largest number of Foreign Employees with 3672 foreigners by 32.2% followed by Professionals with 3172 foreigners by 27.8%, Then Technicians and Specialist Assistants with 2967 foreigners with 26.0% of the total number of Foreign Employees in private and investment sectors in 2020.



33.3 % are employed in transformative manufactures activities

- Manufacturing activity represented the largest number of foreign workers, with 3800 foreigners by 33.3%, followed by Arts, entertainment and recreation with 1838 foreigners by 16.1% then Mining and quarrying activity with 1359 by 11.9%, then Education activities with 1304 foreigners by 11.4% of the total number of foreigners working in private sector and investment in 2020.