



# Press Release

## Central Agency for Public Mobilization And Statistics

### 37.2% Increase in the costs of Treatment at the state's expense during 2018

Central Agency for Public Mobilization and Statistics, issued in / / 2019" the Annual Health services Statistical Bulletin" 2018, the most important statistical indicators are as follows:

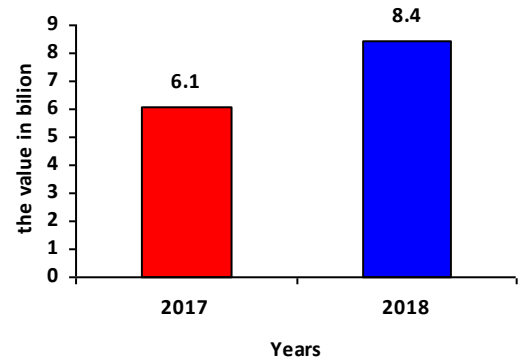
- Treatment at state's expense:

- Total number of patients who were treated at state expense abroad and inside reached 2.632million patients at that cost of 8.410 billion pounds during 2018, versus 2.264 million patients that cost of 6.129 billion pounds during 2017, an increase of 37.2 % in treatment costs.

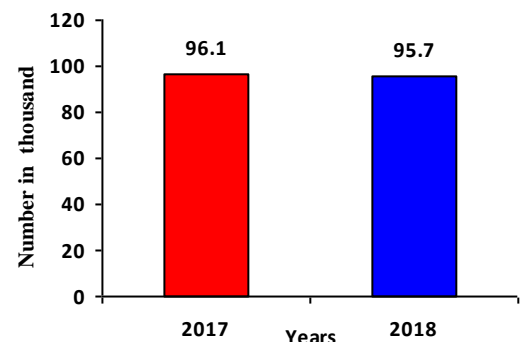
- Governmental:

- Total number of hospitals reached 691 hospitals during 2018, versus 676 hospitals during 2017, an increase of 2.2 %.
- Total number of university hospitals reached 89 hospitals during 2018, versus 87 hospitals during 2017, an increase of 2.3 %.
- Total number of beds in hospitals reached 95683 beds during 2018, versus 96111 beds during 2017, a decrease of 0.4 % .
- Total number of physicians reached 113305 (human / dental) doctors in 2018, versus 124871 doctors during 2017 a decrease of 9.3 %.
- Total number of nursing staff reached 196686 nurses in 2018, versus 191351 nurses during 2017, an increase of 2.8%.
- Total number of health insurance users reached 55.581million beneficiary 2018, versus 54.178 thousand beneficiary in 2017, an increase of 2.6 % .

Cost of treating patients abroad and inside



Number of beds in governmental sector



- Number of ambulance stations reached 1464 stations during 2018 versus 1774 thousand beneficiary in 2017, a decrease of 17.5 % .

● **Hospitals of other bodies (including public sector hospitals) :**

Total number of hospitals reached 28 hospitals during 2018. , versus 27thousand beneficiary in 2017, an increase of 3.7 %

- Total number of beds in hospitals reached 2761 beds during 2018. versus 2561 thousand beneficiary in 2017, an increase of 7.8 %.

● **Private Sector:**

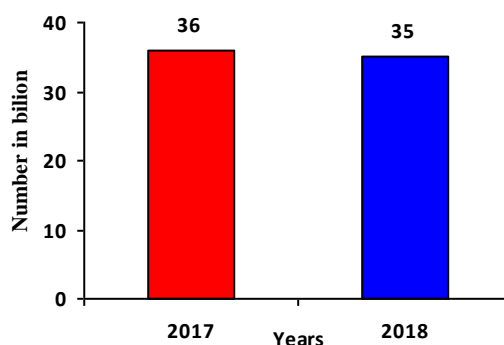
- Total number of hospitals reached 1157 hospitals during 2018, versus 1094 hospitals during 2017, an increase of 5.8 %.

- Total number of beds in hospitals reached 35320 beds during 2018, versus 35981 beds during 2017, a decrease of 1.8%.

- Total number of physicians reached 30733 doctors in 2018, versus 26650 doctors (human / dental) during 2017, an increase of 15.3 %.

- Total number of nursing staff reached 22766 nurses in 2018, versus 20711 nurses during 2017, an increase of 9.9 %.

Number of beds in private sector



Website: [www.capmas.gov.eg](http://www.capmas.gov.eg) P.O. Box 2086 Salah Salem, Nasr City, Cairo, Egypt

Tel: Public Relations Tel. no:(02) 24020231 ... National Information Center (NIC): (02) 24020574

CAPMAS President Fax no: 24024099 E- mail: [pres\\_capmas@capmas.gov.eg](mailto:pres_capmas@capmas.gov.eg)