



# Press Release

## Central Agency for Public Mobilization And Statistics

### 9.13 million feddan is cultivated area in 2016/2017

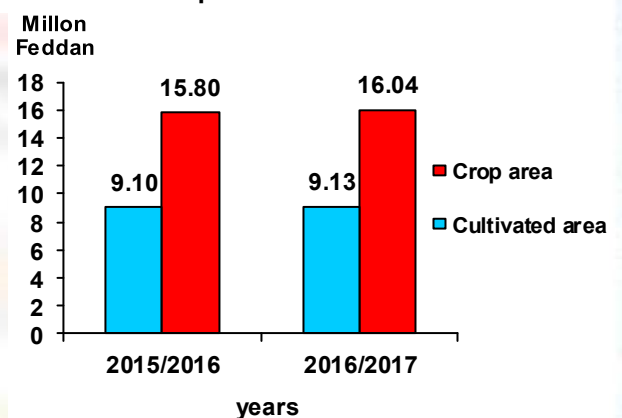
Central Agency For Public Mobilization and Statistics issued on 17 / 2 / 2019

Annual bulletin of Statistical crop area and plant production in 2016/2017

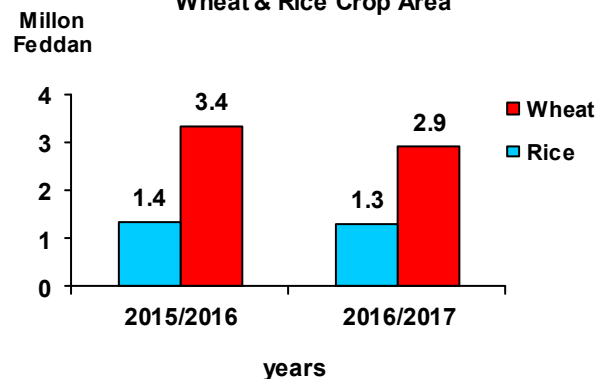
The most important indicators:

- Total cropped area reached 16.04 million feddan in 2016/2017, versus 15.80 million feddan in 2015/2016, an increase of 1.5%.
- Total cultivated area reached 9.13 million feddan in 2016/2017, versus 9.10 million feddan in 2015/2016 an increase of 0.4 %.
- Total area of wheat crop reached 2.9 million feddan in 2016 / 2017, versus 3.4 million feddan in 2015/2016 , a decrease of 12.9% ,while the amount of wheat production reached 8.4 million tons in 2016 / 2017, versus 9.3 million tons in 2015/2016 , a decrease of 9.9 %.
- Total area of rice crop reached 1.3 million feddan in 2016/ 2017, versus 1.4 million feddan in 2015/2016 , a decrease of 3.3%, while the amount of rice crop production reached 5.0 million tons in 2016 / 2017, versus 5.3 million tons in 2015/2016, a decrease of 6.6%.

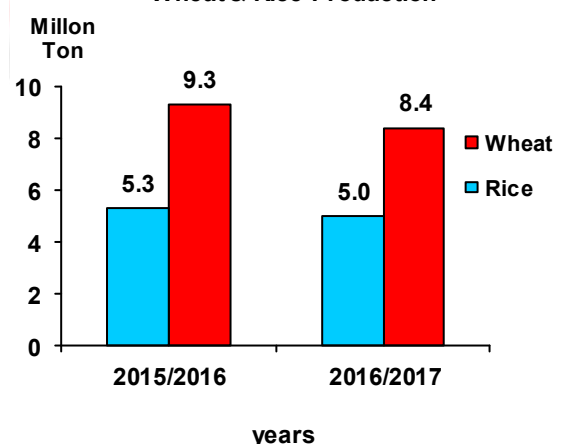
Crop & Cultivated Area



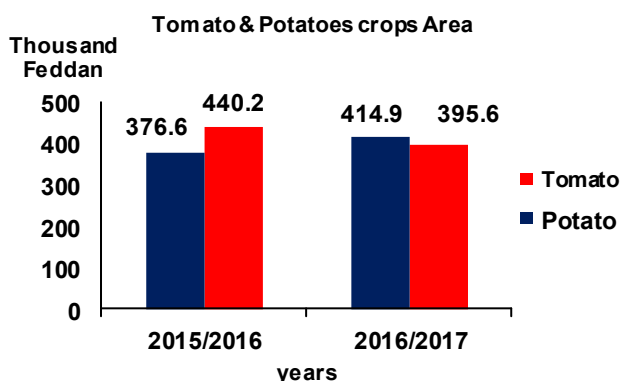
Wheat & Rice Crop Area



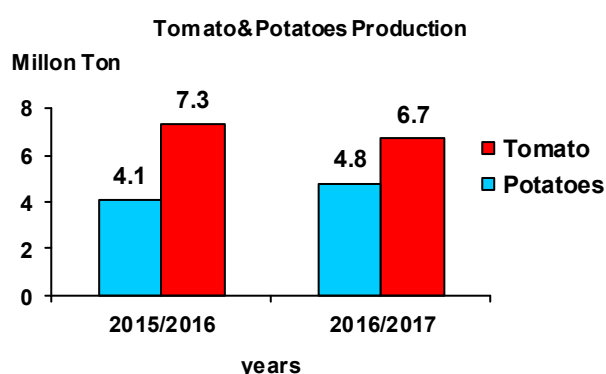
Wheat & Rice Production



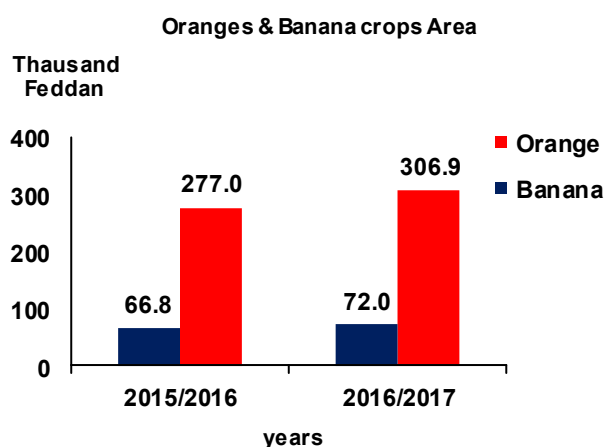
- Total area of Tomato crop reached 395.6 thousand feddan in 2016 / 2017, versus 440.2 thousand feddan in 2015 / 2016, a decrease of 10.1% ,while the amount of Tomato crop production reached 6.7 million tons in 2016 / 2017, versus 7.3 million tons in 2015/2016, a decrease of 8.1%.



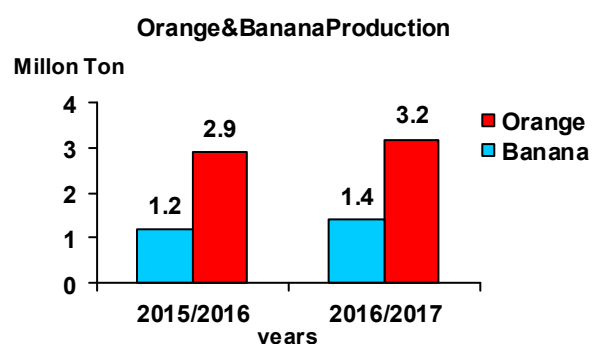
- Total area of potatoes crop reached 414.9 thousand feddans in 2016 / 2017, versus 376.6 thousand feddan in 2015/2016, an increase of 10.2%, while the amount of potatoes crop production reached 4.8 million tons in 2016 / 2017, versus 4.1 million tons in 2015/2016, an increase of 17.7 %.



- Fruitful area of oranges reached 306.9 thousand Feddan in 2016 /2017, versus 277.0 thousand feddan in 2015/2016, an increase of 10.8%, while the amount of oranges crop production reached 3.2 million tons in 2016 / 2017 , versus 2.9 million tons in 2015/2016, an increase of 7.1%.



- The fruitful area of Banana reached 72.0 thousand feddan in 2016 / 2017, versus 66.8 thousand feddan in the 2015/2016, an increase of 7.9 %, while the amount of Banana crop production reached 1.4 million tons in 2016 / 2017 , versus 1.2 million tons in 2015/2016, an increase of 12.5 %.



P.O. Box 2086 Salah Salem , Nasr City, Cairo, Egypt

Fax: (02)24024099) ,National information center (02) 24024099, public relation :(02) 24020231

: Email: pres\_capmas@capmas.gov.eg

site : www.capmas.gov.eg the