



Press Release

Central Agency for Public Mobilization And Statistics

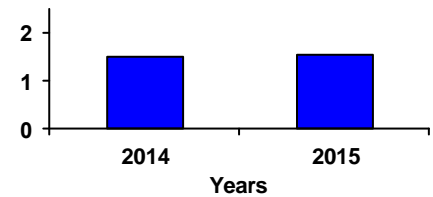
2.5 % increase in fish production in 2015

Central Agency for Public Mobilization and Statistics(CAPMAS), issued today / / 2017 Annual Bulletin of fish production Statistics for 2015.

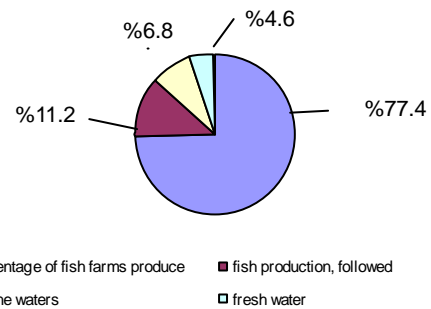
The most important indicators are as follows:

- Total Fish production reached 1.52 million tons in 2015 compared to 1.48 million tons in 2014. an increase of 2.5% due to the increased amount of (fish farms and rice fields) production as it came at the first rank.
- Total production (fish farms and rice paddies) 1174.8 thousand tons with 77.4%, followed by the production of lakes 171.5 thousand tons with 2.11% and marine waters produced 102.9 thousand tons by 6.8%, fresh water production of 69.7 thousand tons, 4.6% of the total amount of fish production
- Total production of bony fish, a group reached first 1473.7 thousand tons with 97.0%, followed by the production of crustaceans 18.6 thousand tons, 1.2%, and the production of other varieties of 17.7 thousand tons, up 1.2%, the production of lung fish 5.9 by 0.4%, cartilaginous fish, molluscs 2.1 by 0.2% of the total the amount of fish production.

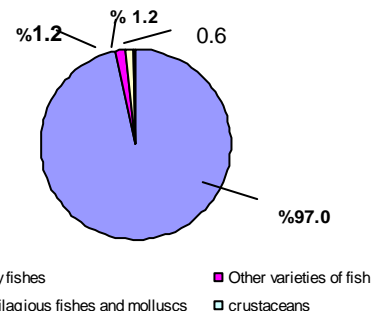
Fish Production 2015 compared to 2014
million tons



The Rational distribution of fish production according to fishing region 2015



The Rational distribution of fish production according to the groups of fish 2015



P.O. Box 2086 Salah Salem , Nasr City, Cairo, Egypt

Fax: (02)24024099) · National information center· (24020574) · public relation (24020231)

Email: pres_capmas@capmas.gov.eg web site :http:// www.capmas.gov.eg