



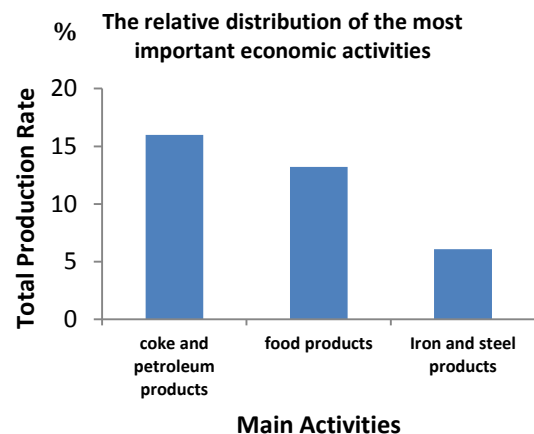
**11.3% increase in the value of industrial production for public/public business sector and private sector During the third quarter (July/ September) 2016 compared to the third quarter 2015**

Central Agency for public mobilization and statistics(CAPMAS) issued on / 5 / 2017 quarterly bulletin of industrial production public/ public business and private sector enterprises 25 workers and more for the third quarter (July/ September) 2016.

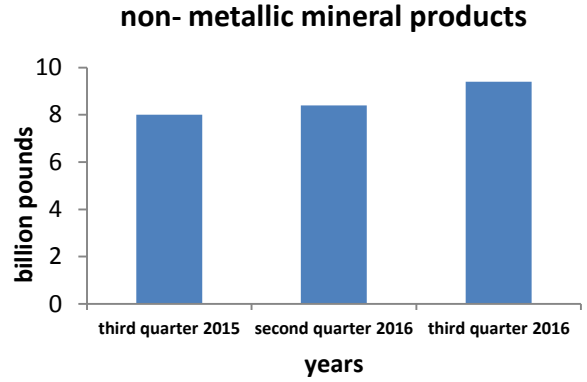
The most important indicators are as follows:

- Total industrial production value (excluding crude and refined petroleum) reached 94.4 billion pounds during the third quarter of 2016 compared to 91.8 billion pounds in the second quarter of 2016, an increase rate of 2.8%, while the production value for the third quarter 2015 (same quarter) reached 84.8 billion pounds, a increase rate of 11.3% .

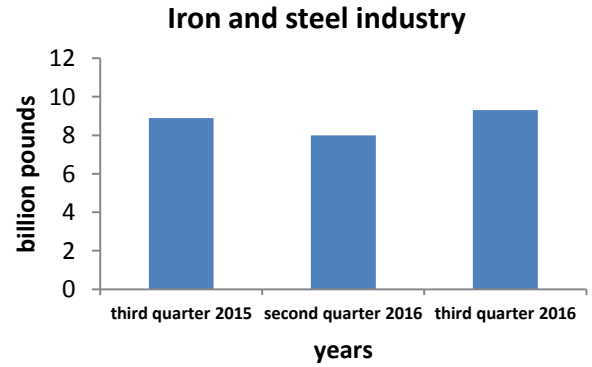
- Coke and Petroleum products activity represent the most important economic activity which contribute by 16.0% of industrial production value, followed by food products industrial activity by 13.2%, then iron and steel industrial activity by 6.1%.



- The total production value for non-metallic mineral products industry (Bricks-Glass-Cement) reached 9.4 billion pounds for the third quarter of 2016, compared to 8.8 billion pounds for the second quarter of 2016, an increase rate of 12.0%, while the production value reached 8.4 billion pounds for the third quarter of 2015, an increase rate of 18.0% due to increased demand with stable power supply for energy-intensive industries.



- The total production value for Iron and steel industry reached 9.3 billion pounds for the third quarter of 2016 compared to 8.0 billion pounds for the second quarter of 2016, an increase rate of 15.7%, while the industrial production value reached 8.9 billion pounds in the third quarter of 2015, an increase rate of 3.8% due to the stability of energy supply for energy-intensive industries.



- The total production value of the manufacture of household appliances Products reached 3.2 billion pounds for the third quarter of 2016 compared to 2.6 billion pounds in the second quarter of 2016, an increase rate of 20.6%, while the production value reached 2.5 billion pounds for the third quarter of 2015, an increase rate of 27.9% due to the increased demand for products during such period.

