



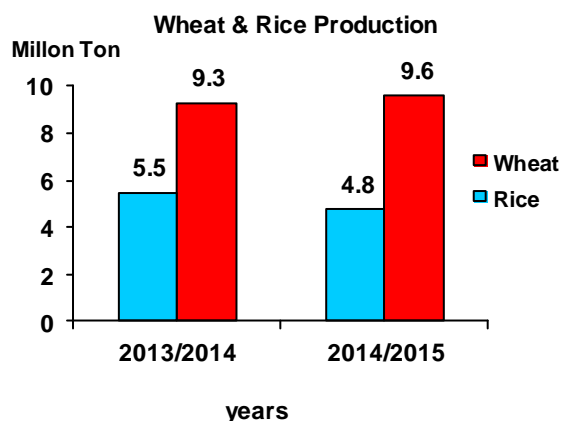
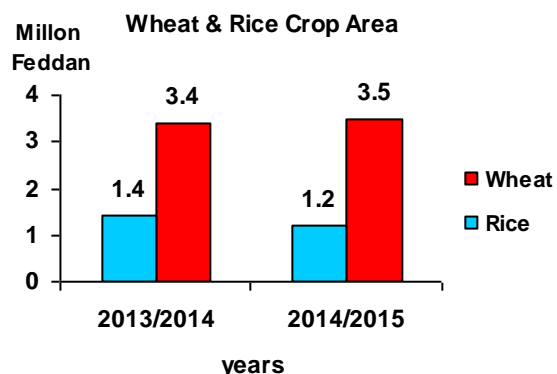
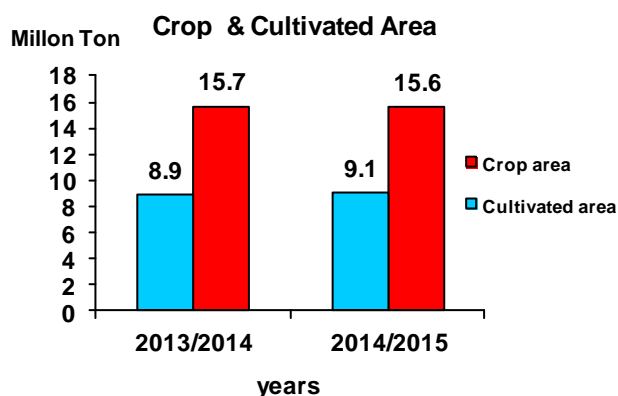
# Press Release

## Central Agency for Public Mobilization And Statistics

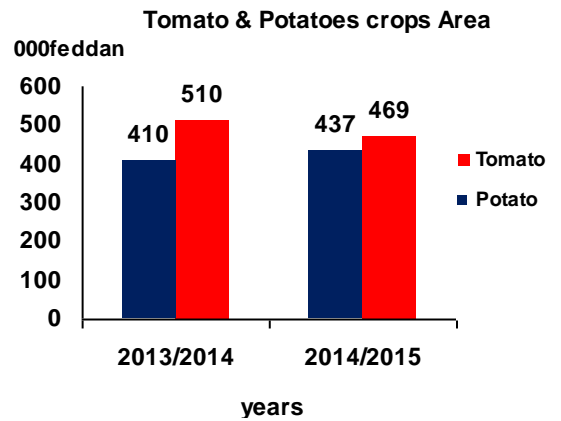
### 3.5% increase in wheat production in 2014/2015

Central Agency For Public Mobilization and Statistics issued on / / 2017  
Annual bulletin of cropped areas and plant production Statistics in 2014/2015  
the most important indicators:

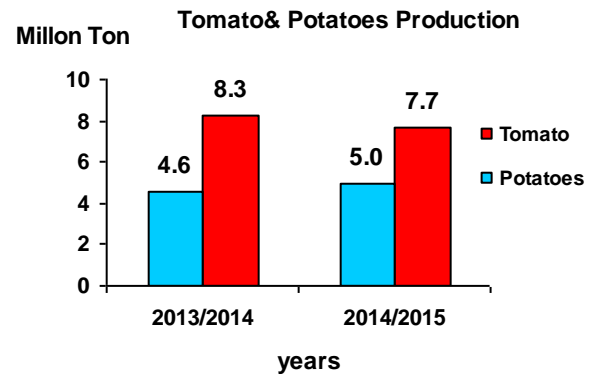
- The total cropped area reached 15.64 million feddan in 2014/2015 versus 15.69 million feddan in 2013/2014, a decrease of 0.3%.
- The total cultivated area reached 9.10 million feddan in 2014/2015 versus 8.92 million feddan in 2013/2014 an increase of 2.0 %.
- The total area of wheat reached 3.47 million feddan in 2014 / 2015 versus 3.39 million feddan in 2013/2014 , an increase of 2.2% while the amount of wheat production reached 9.61 million tons in 2014 / 2015, versus 9.28 million tons in 2013/2014 , an increase of 3.5 %.
- The total area of rice reached 1.22 million feddan in 2015/ 2015 versus 1.37 million feddan in 2013/2014 , a decrease of 11.0% while the amount of rice crop production reached 4.82 million tons in 2014 / 2015 versus 5.47 million tons in 2013/2014, a decrease of 11.9%.



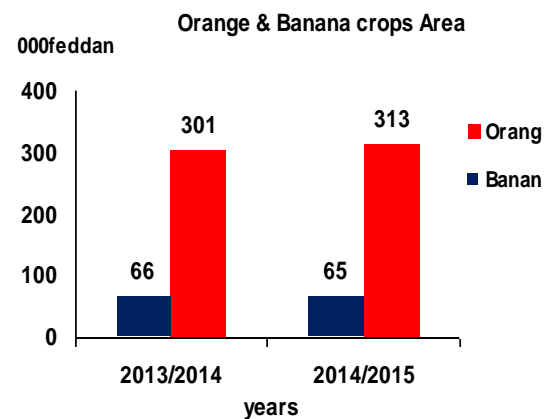
- The total area of Tomato reached 469 thousand feddan in 2014 / 2015 versus 510 thousand feddan in 2013/2014, a decrease of 8.1% while the amount of Tomato crop production reached 7.74 million tons in 2014 / 2015 versus 8.29 million tons in 2013/2014, a decrease of 6.6%.



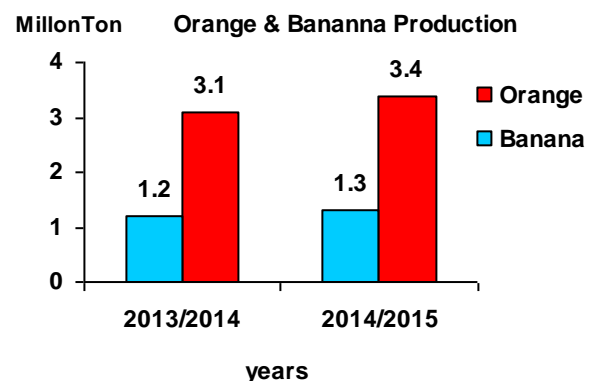
- The total area of potatoes reached 437 thousand feddans in 2014 / 2015 versus 410 thousand feddan in 2013/2014, an increase of 6.8% while the amount of potatoes crop production reached 4.96 million tons in 2014 / 2015 versus 4.61 million tons in 2013/2014, an increase of 7.5 %.



- The total area of oranges reached 313 thousand Feddan in 2014 / 2015 versus 301 thousand feddan in 2013/2014, an increase of 3.9% while the amount of oranges crop production reached 3.35 million tons in 2014 / 2015 versus 3.14 million tons in 2013/2014, an increase of 6.9 %.



- The total area of Banana reached 65 thousand feddan in 2014 / 2015 versus 66 thousand feddan in the 2013/2014, a decrease of 0.02 % while the amount of Banana crop production reached 1.31 million tons in 2014 / 2015 versus 1.28 million tons in 2013/2014, an increase of 2.4 %.



P.O. Box 2086 Salah Salem , Nasr City, Cairo, Egypt

Fax: (02)24024099 · National information center (02) 24024099· public relation :(02) 24020231

: Email: pres\_capmas@capmas.gov.eg

site : www.capmas.gov.eg the