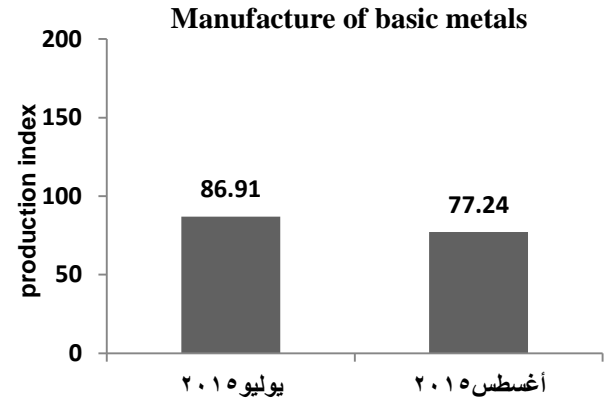




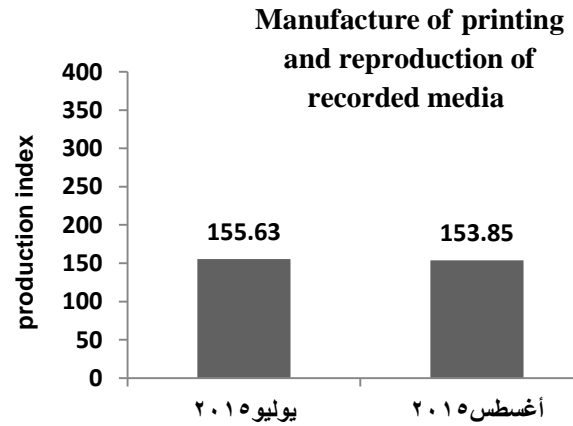
## A decrease at the level of the following economic activities:



- Total index for manufacture of basic metals reached 77.24 during August 2015, compared to 86.91 in July 2015, a decrease of 11.1% due to lack of supply of coke reduced natural gas supplies.



- Total index for manufacture of printing and reproduction of recorded media reached 153.85 during August 2015 compared to 155.63 in July 2015, a decrease of 1.1% due to market situation.

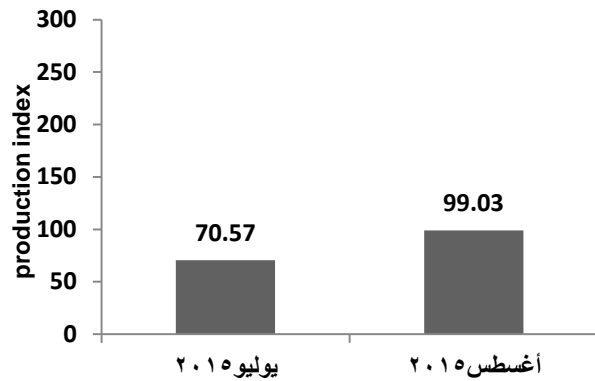


## An increase at the level of the following economic activities:

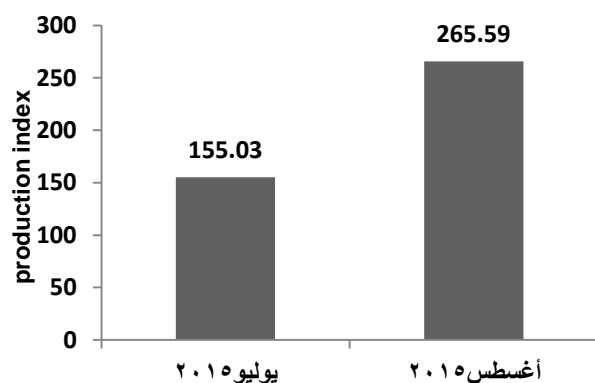


- Total index for manufacture of other non-metallic mineral products reached 99.03 during August 2015, compared to 70.57 in July 2015, an increase of 40.3% due to the stability of power supply and increased demand.
- Total index for manufacture of machinery and equipment n.e.c. reached 265.59 during August 2015, compared to 155.03 in July 2015, an increase of 71.3% due the summer season and increased demand for the product.
- Total index for Manufacture of motor vehicles, trailers and semi-trailers reached 198.46 during August 2015, compared to 147.61 in July 2015, an increase of 34.4% due to the relative stability of the market and increased demand for the product.

**Manufacture of other non-metallic mineral products**



**Manufacture of machinery and equipment n.e.c**



**Manufacture of motor vehicles, trailers and semi-trailers**

