



PRESS RELEASE



Central Agency for Public Mobilization and Statistics

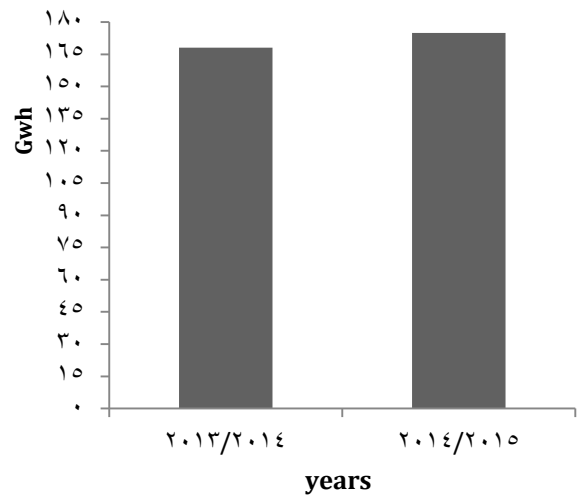
٤,١% Increase in the generated electricity energy in ٢٠١٤/٢٠١٥

Central Agency for Public Mobilization and Statistics (CAPMAS) issued on /٠٧/٢٠١٦, the Annual Bulletin of the electricity and energy statistics ٢٠١٤/٢٠١٥.

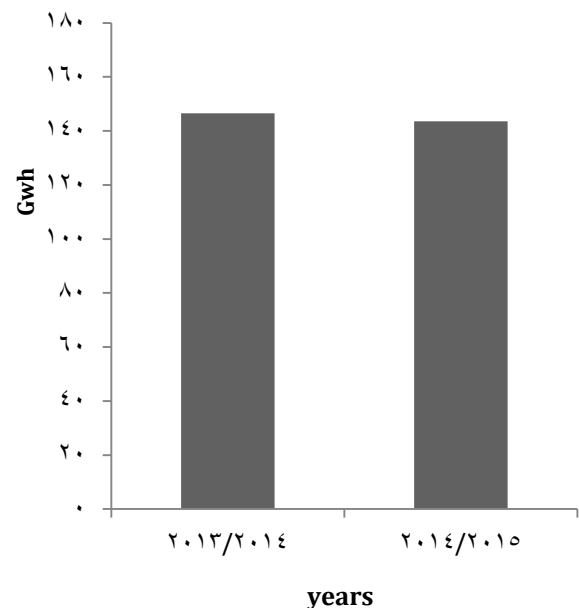
The most important indicators are:

- The generated electricity energy reached ١٧٤,٩ Gwh in ٢٠١٤ / ٢٠١٥ compared to ١٦٨,٠ Gwh in ٢٠١٣/٢٠١٤ , an increase of ٤,١ % , because of raising the efficiency of the stations and set up new stations.
- The Per capita of the total generated electricity energy reached ١٩٨٨,٠ Kwh in ٢٠١٤/٢٠١٥ compared to ١٩٥٩,٨ Kwh in ٢٠١٣/٢٠١٤, an increase of ١,٤ %.
- The distributed electricity energy reached ١٤٦,٦ Gwh in ٢٠١٤/٢٠١٥ compared to ١٤٣,٦ Gwh in ٢٠١٣/٢٠١٤, an increase of ٢,١%.
- Consumption distributed electricity energy in the residential sector reached ٦٣,٦ Gwh in ٢٠١٤/٢٠١٥ compared to ٥٩,٠ Gwh in ٢٠١٣/٢٠١٤, an increase of ٧,٧ %.
- The Per capita of the total distributed electricity energy reached ١٦٦٧,١ Kwh in ٢٠١٤/٢٠١٥ compared to ١٦٧٤,٥Kwh in ٢٠١٣/٢٠١٤, a decline of ٠,٤%.

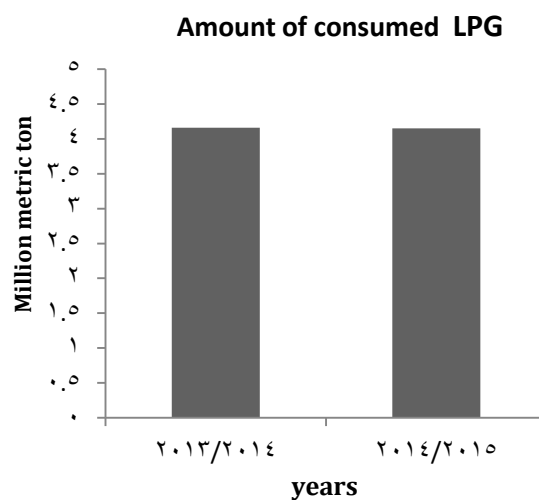
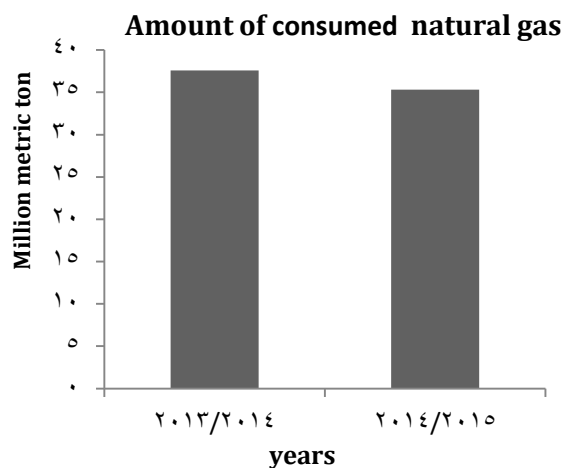
Amount of generated electricity energy



Distributed Electricity energy



- The consumed natural gas reached 30,3 M.T in 2014/2015 compared to 37,6 M.T in 2013/2014, a decline of 19.7%.
- The Per capita of the distributed natural gas reached 0.48 Ton in 2014/2015 compared to 0.54 Ton in 2013/2014, a decline of 11.1%.
- The consumed LPG reached 4.1 M.T in 2014/2015 compared to 4.2 M.T in 2013/2014, a decline of 2.4%.
- The Per capita of LPG reached 0.05 tons in 2014/2015 which is the same amount in 2013/2014.



P.O. Box 2086 Salah salem ,Nasr City , Cairo, Egypt

Public relations: :-(02)24020231 NIC Tel. (02)24020574 Fax: (02)24024099

Email: pres_capmas@capmas.gov.eg

website: www.capmas.gov.eg