

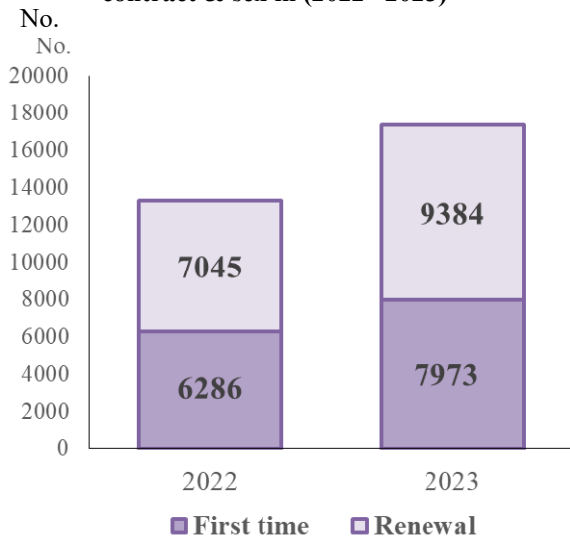


30.2 % an increase in the number of Foreigners who have a license to employ in private and investment sectors in Egypt in 2023

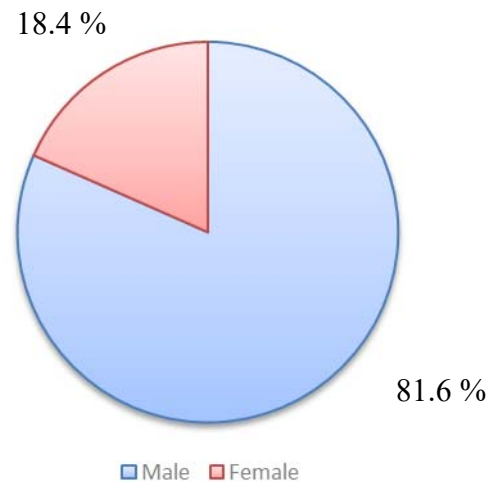
Central Agency for Public Mobilization (CAPMAS) and Statistics released on / /2024 " Annual bulletin for foreign Employees in Private and Investment Sectors in Egypt 2023". The most important indicators are the following:

- Number of Foreigners who have a license to employ in private and investment sectors in Egypt reached 17357 foreigners from different nationalities in 2023, compared to 13331 foreigners in 2022, an increase by 30.2%.
- Number of Foreigners who have a license to employ in Egypt for the first time was 7973 foreigners by 45.9%, and the foreigners with renewed contract 9384 foreigners by 54.1% in 2023.

Foreigners who have a license to employ in private and investment sector in Egypt According to type of contract & sex in (2022– 2023)



Relative distribution of Foreigners who have a license to employ in private and investment sector in Egypt According to sex in 2023

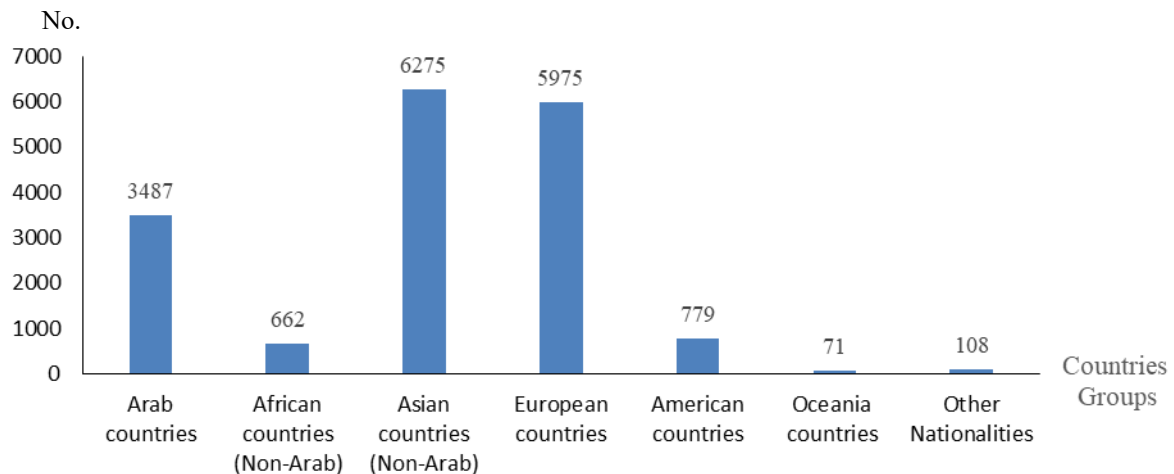


36.2 % Percentage of arrivals from Asian countries (non-Arab)

- Arrivals from Asian countries (non-Arab) represent the largest number of total number of foreign Employees in private and investment sectors in 2023 that reached 6275 foreigners by 36.2% followed by European countries with 5975 foreigners by 34.4%.

- Arrivals from Arab countries reached 3487 foreigners by 20.1%, Followed by American countries with 779 foreigners by 4.5 %, then arrivals from African countries (Non-Arab) with 662 foreigners by 3.8 %, while arrivals from Oceania countries represent the lowest numbers that reached 71 foreigners only by 0.4% of the total number of Foreigners who have a license to employ in private and investment sectors in 2023.

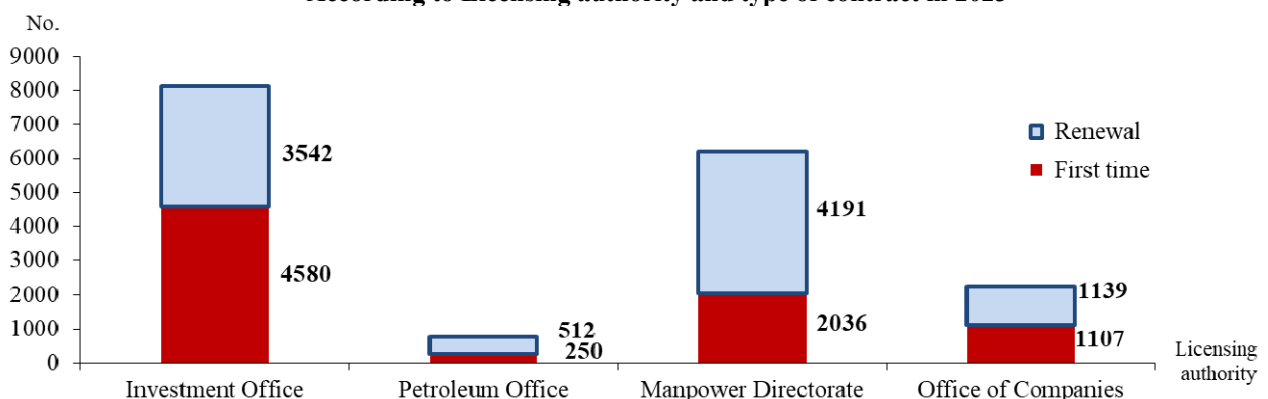
Foreigners who have a license to employ in private and investment sector in Egypt According to groups of origin countries in 2023



46.8 % of licenses issued by Man Power directorates

- Labor force directorates are the first in terms of issuing licenses for foreigners working in the private and investment sector in Egypt in 2023. The number of licenses issued to employ reached 8122 licenses by 46.8%.
- Investment offices ranked the second with 6227 by 35.9%, then Companies office with 2246 licenses by 12.9 % followed by Petroleum office with 762 by 4.4% of the total number of Foreigners who have a license to employ in private and investment sectors in 2023.

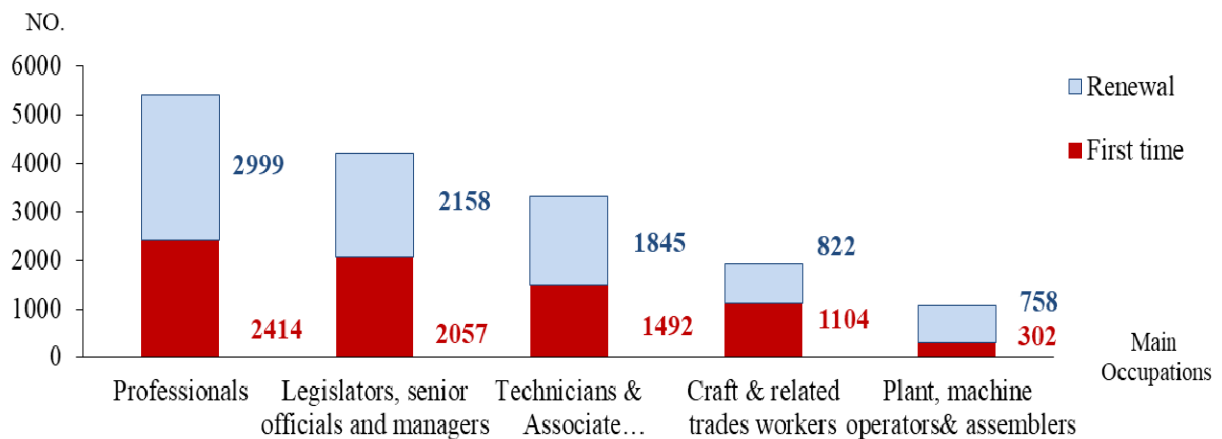
Foreigners who have a license to employ in private and investment sector in Egypt According to Licensing authority and type of contract in 2023



Percentage of license issued to Legislators, senior officials and Managers reached 31.2%

- Legislators, senior officials and Managers represent the largest number of Foreign Employees with 5413 foreigners by 31.2% followed by Professionals with 4215 foreigners by 24.3%, Then Technicians and Specialist Assistants with 3337 foreigners with 19.2 % of the total number of Foreigners who have license to employ in private and investment sectors in 2023.

Foreigners who have a license to employ in private and investment sector in Egypt According to Main Occupations and type of contract in 2023



26 % are employed in manufacturing activity

- Manufacturing activity represented the largest number of foreign workers, with 4495 foreigners by 25.9%, followed by Arts, entertainment and recreation activities with 3397 foreigners by 19.6%, then Construction activities with 2288 foreigners by 13.2% then Accommodation and food service activities activity with 2225 by 12.8%, of the total number of Foreigners who have a license to employ in the private sector and investment in 2023.

P.O. Box 2086 Salah Salem, Nasr City, Cairo, Egypt

Telephone: Public Relations: (02) 24020231. IBSC: (02) 24002706

Fax of CAPMAS chairmanship: 24024099

E-mail: pres_capmas@capmas.gov.eg

Website:

www.capmas.gov.eg