

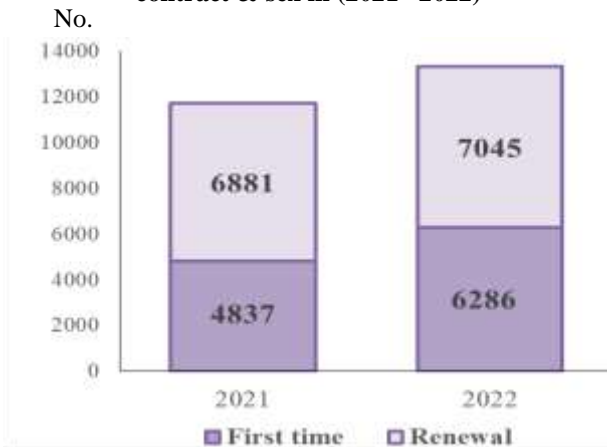


13.8 % an increase in the number of Foreigners who have a license to employ in private and investment sectors in Egypt in 2022

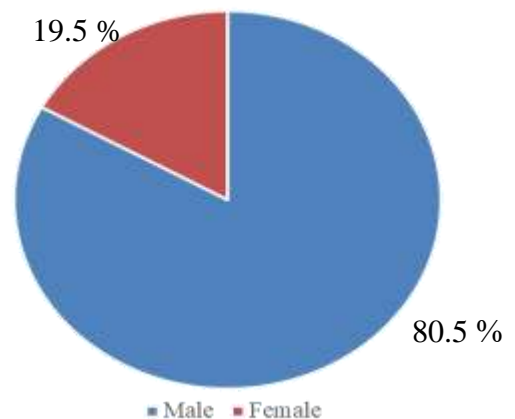
Central Agency for Public Mobilization (CAPMAS) and Statistics released on / /2023 " Annual bulletin for foreign Employees in Private and Investment Sectors in Egypt 2022". The most important indicators are the following:

- Number of Foreigners who have a license to employ in private and investment sectors in Egypt reached 13331 foreigners from different nationalities in 2022, compared to 11718 foreigners in 2021, with an increase of 13.8%.
- Number of Foreigners who have a license to employ in Egypt for the first time was 6286 foreigners by 47.2%, and the foreigners with renewed contract 7045 foreigners by 52.8% in 2022.

Foreigners who have a license to employ in private and investment sector in Egypt According to type of contract & sex in (2021– 2022)



Relative distribution of Foreigners who have a license to employ in private and investment sector in Egypt According to sex in 2022

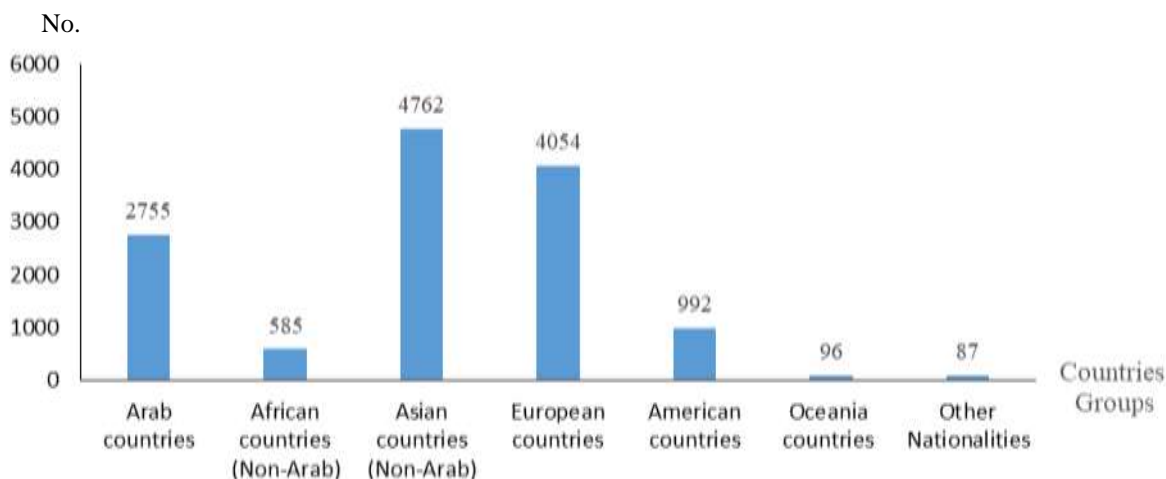


35.7 % Percentage of arrivals from Asian countries (non-Arab)

- Arrivals from Asian countries (non-Arab) represent the largest number of total number of foreign Employees in private and investment sectors in 2022 that reached 4762 foreigners by 35.7% Followed by European countries with 4054 foreigners by 30.4%.

- Arrivals from Arab countries reached 2755 foreigners by 20.7%, Followed by American countries with 992 foreigners by 7.4%, then arrivals from by African countries (Non-Arab) with 585 foreigners by 4.4%, while arrivals from Oceania countries represent the lowest numbers that reached 96 foreigners only by 0.7% of the total number of Foreigners who have a license to employ in private and investment sectors in 2022.

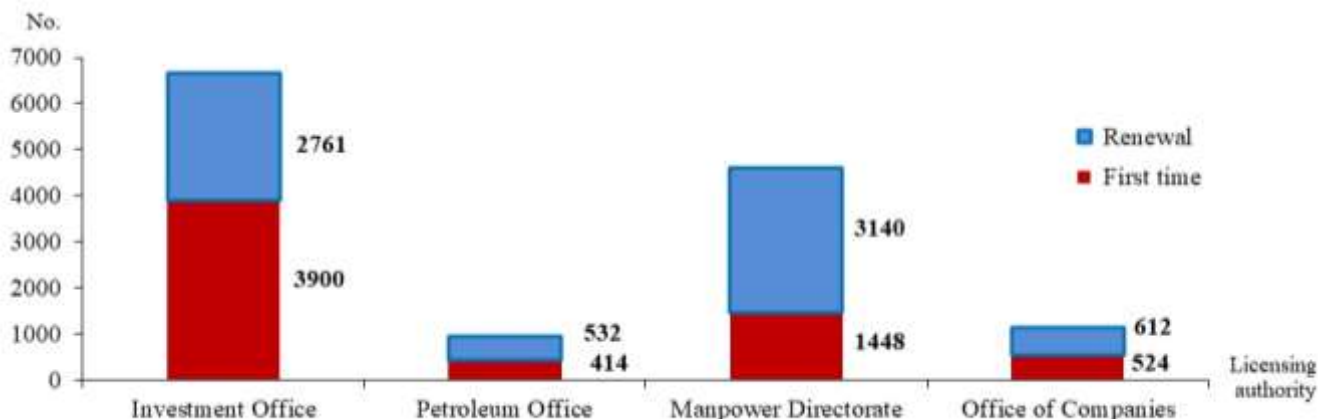
Foreigners who have a license to employ in private and investment sector in Egypt According to groups of origin countries in 2022



50% of licenses issued by Man Power directorates

- Man Power directorates are the first in terms of issuing licenses for foreigners working in the private and investment sector in Egypt in 2022. Number of licenses to employ issued reached 6661 licenses by 50%.
- Investment offices ranked the second with 4588 by 34.4%, then Companies office with 1136 licenses by 8.5% followed by Petroleum office with 946 by 7.1% of the total number of Foreigners who have a license to employ in private and investment sectors in 2022.

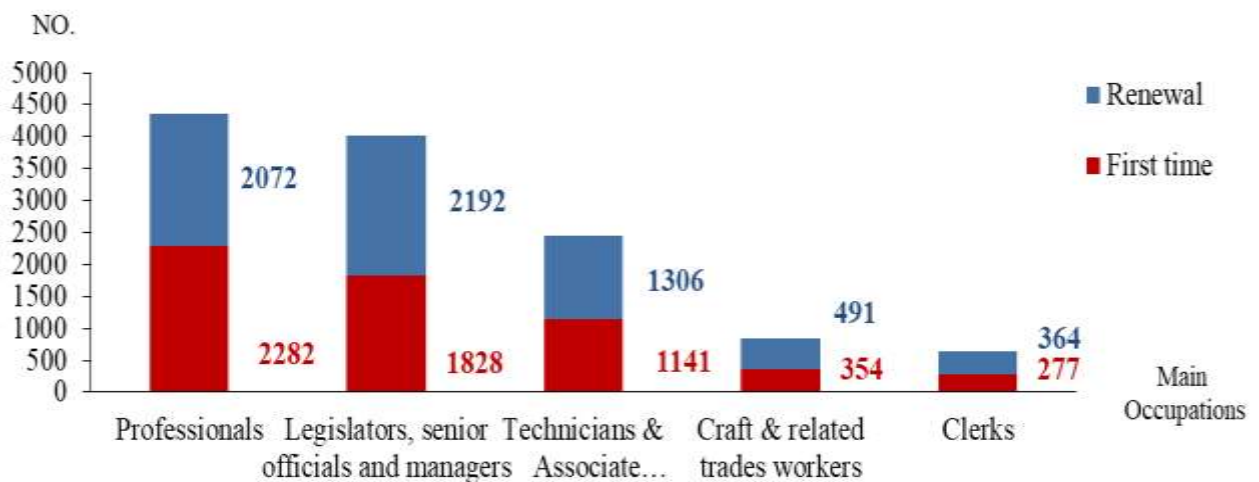
Foreigners who have a license to employ in private and investment sector in Egypt According to Licensing authority and type of contract in 2022



The percentage of license issued to Professionals reached 32.7%

- The Professionals represent the largest number of Foreign Employees with 4354 foreigners by 32.7% followed by Legislators, senior officials and Managers with 4020 foreigners by 30.2%, Then Technicians and Specialist Assistants with 2447 foreigners with 18.4 % of the total number of Foreigners who have a license to employ in private and investment sectors in 2022.

Foreigners who have a license to employ in private and investment sector in Egypt According to Main Occupations and type of contract in 2022



23 % are employed in Arts, entertainment and recreation activities

Arts, entertainment and recreation activities represent the largest number of foreign workers, with 3066 foreigners by 23%, followed by Manufacturing activity with 2880 foreigners by 21.6%, then Education activities with 1653 foreigners by 12.4% then Mining and quarrying activity with 1003 by 7.5%, of the total number of Foreigners who have a license to employ in the private and investment sector in 2022.