



# Press Release

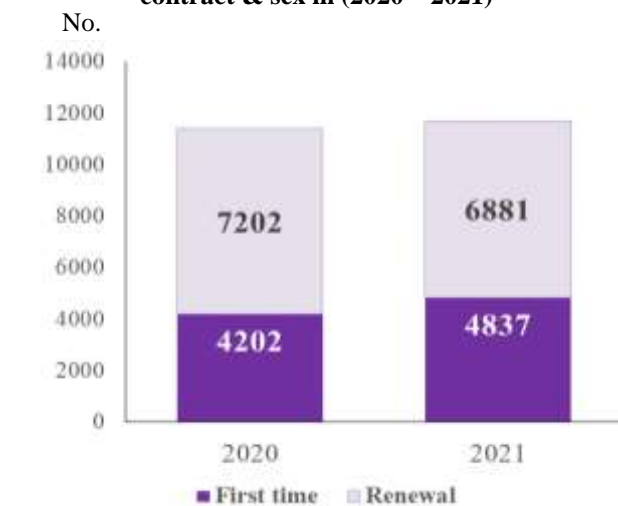
## Central Agency for Public Mobilization And Statistics

### 2.8 % an increase in the number of Foreigners who have a license to employ in private and investment sectors in Egypt in 2021

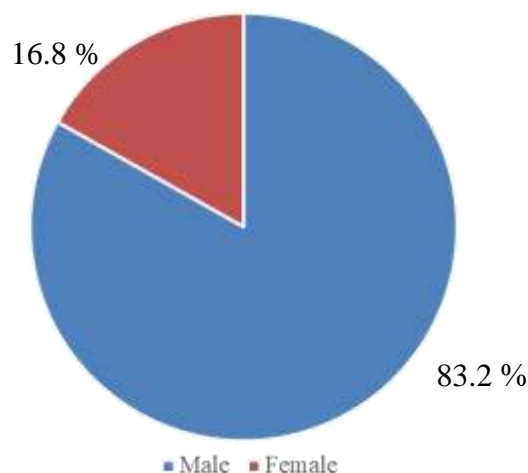
Central Agency for Public Mobilization (CAPMAS) and Statistics released on / /2022 " Annual bulletin for foreign Employees in Private and Investment Sectors in Egypt 2021". The most important indicators are as Follows:

- Number of Foreigners who have a license to employ in private and investment sectors in Egypt reached 11718 foreigners of different nationalities in 2021, compared to 11404 foreigners in 2020, an increase by 2.8% Due to decrease Covid 19 pandemic (Corona) effects.
- Number of Foreigners who have a license to employ in private and investment sectors in Egypt for the first time was 4837 foreigners by 41.3%, and foreigners with renewed contracted 6881 foreigners by 58.7% in 2021

**Foreigners who have a license to employ in private and investment sector in Egypt According to type of contract & sex in (2020 – 2021)**



**Relative distribution of Foreigners who have a license to employ in private and investment sector in Egypt According to sex in 2021**

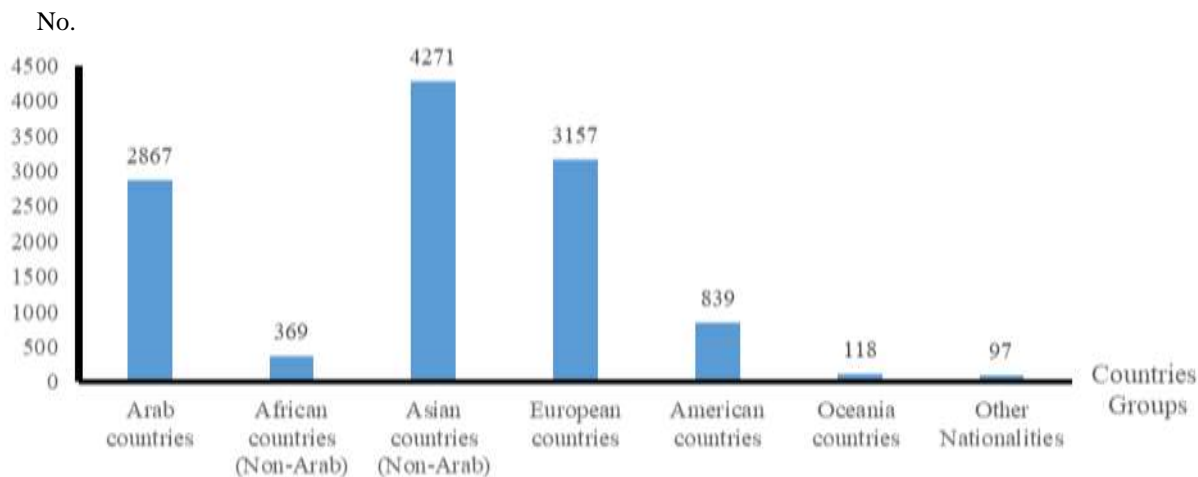


### 36.4% Percentage of coming from Asian countries (non-Arab)

- Asian countries (non-Arab) European countries represent the largest number of total number of Foreigners who have a license to employ in private and investment sectors reached 4271 foreigners by 36.4%, most of them from China 1028 foreigners by 24.1% and Bangladesh with 924 foreigners by 21.6%, followed by European countries with 3157 foreigners by 27%, most of them from United Kingdom with 712 foreigners by 22.6%, and Italy with 516 foreigners by 16.3% in 2021 .

- Arab countries with 2867 foreigners by 24.5%, mostly from Syria with 1193 foreigners by 41.6% and Palestine with 571 foreigners by 19.9%, Followed by American countries with 839 foreigners by 7.2%, most of them from USA with 459 foreigners by 54.7% and Canada 217 foreigners by 25.9%, Followed by African countries (Non-Arab) with 369 foreigners by 3.1%, while Oceania countries represent the lowest numbers which reached 118 foreigners only by 1% of the total number of Foreigners who have a license to employ in private and investment sectors in 2021.

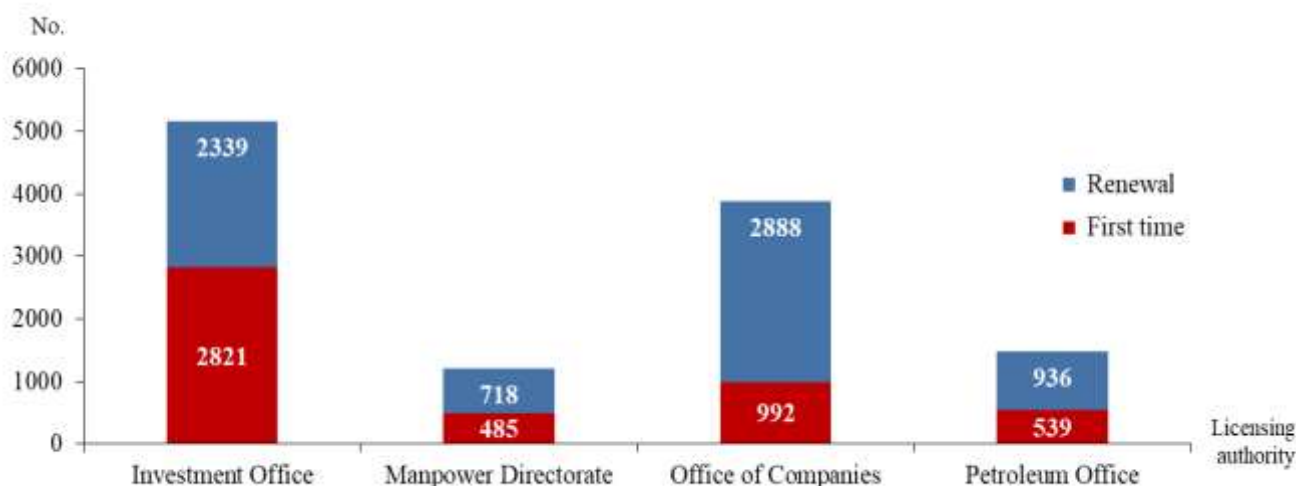
**Foreigners who have a license to employ in private and investment sector in Egypt According to countries groups of origin in 2021**



**33.1% of licenses issued by Labour Force directorates**

- Labor force directorates are the first in terms of issuing licenses for foreigners working in the private and investment sector in Egypt in 2021. The number of licenses issued reached 5160 licenses by 44%. Then Investment offices with 3880 by 33.1%, then Companies Office with 1475 licenses by 12.6% followed by Petroleum office with 1203 by 10.3% of the total number of Foreign Employees in private and investment sectors in 2021.

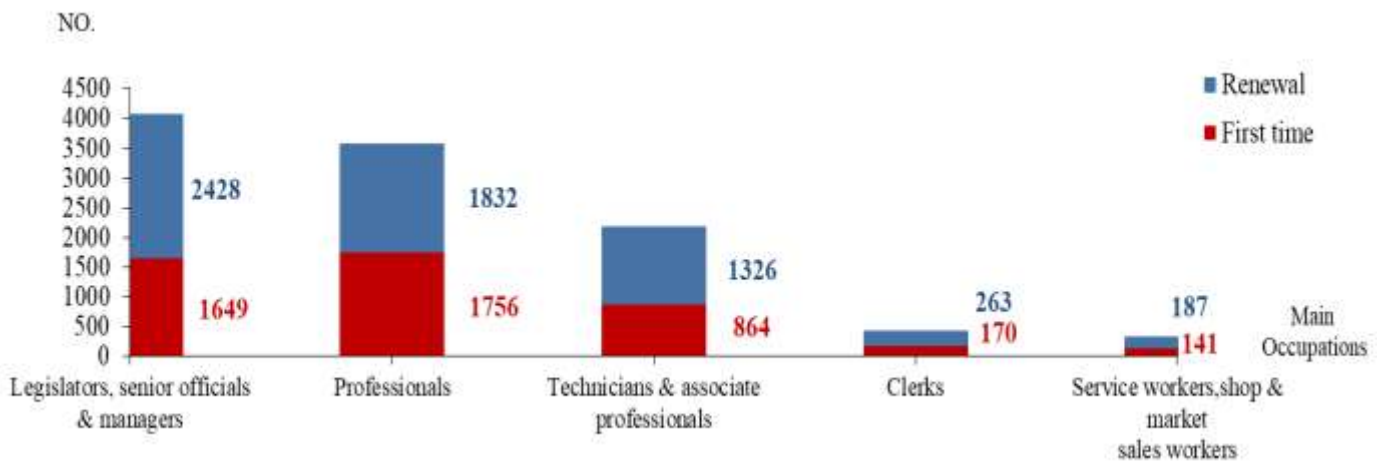
**Foreigners who have a license to employ in private and investment sector in Egypt According to Licensing authority and type of contract in 2021**



## 34.8% of Legislators, Senior officials and Managers

Legislators, senior officials and Managers represent the largest number of Foreign Employees with 4077 foreigners by 34.8% followed by Professionals with 3588 foreigners by 30.6%, Then Technicians and Specialist Assistants with 2190 foreigners by 18.7 % of total number of Foreign Employees in private and investment sectors in 2021.

**Foreigners who have a license to employ in private and investment sector in Egypt According to Main Occupations and type of contract in 2021**



## 27.7 % are employed in transformative manufactures activities

- Manufacturing activity represented the largest number of Foreigners who have a license to employ in private and investment sector, with 3248 foreigners by 27.7%, followed by Arts, entertainment and recreation with 2406 foreigners by 20.5%, then Education activities with 1332 foreigners by 11.4% then Mining and quarrying activity with 1204 by 10.3%, of total number of Foreigners who have a license to employ in private and investment sector in 2021.