



Press Release

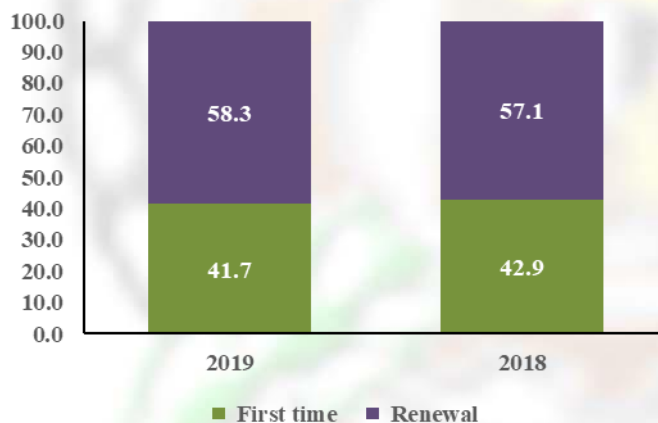
Central Agency for Public Mobilization And Statistics

1.2 % Increase in the number of Foreigners working in private and investment sectors in Egypt in 2019

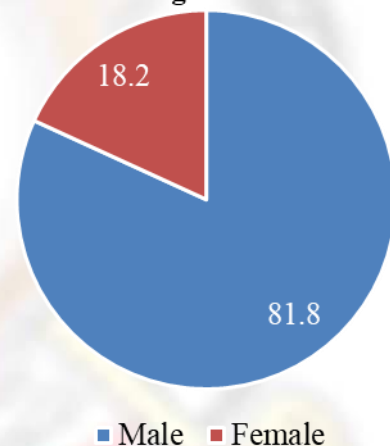
Central Agency for Public Mobilization (CAPMAS) and Statistics released on / /2020 "Annual Bulletin of Foreigners working in private and investment sectors in Egypt in 2019". The most important indicators are as Follows:

- Number of Foreign Employees working in private and investment sectors in Egypt reached 14950 (12236 Male by 81.8%, 2714 Female by 18.2%) foreigners of different nationalities in 2019, compared to 14777 foreigners in 2018, with a decrease of 1.2%.
- Number of Foreign Employees working in Egypt for the first time was 6227 foreigners by 41.7%, and the foreigners with renewed contracted 8723 foreigners by 58.3% in 2019.

Foreign employees number in private and investment sector in Egypt According to type of contract 2018/2019



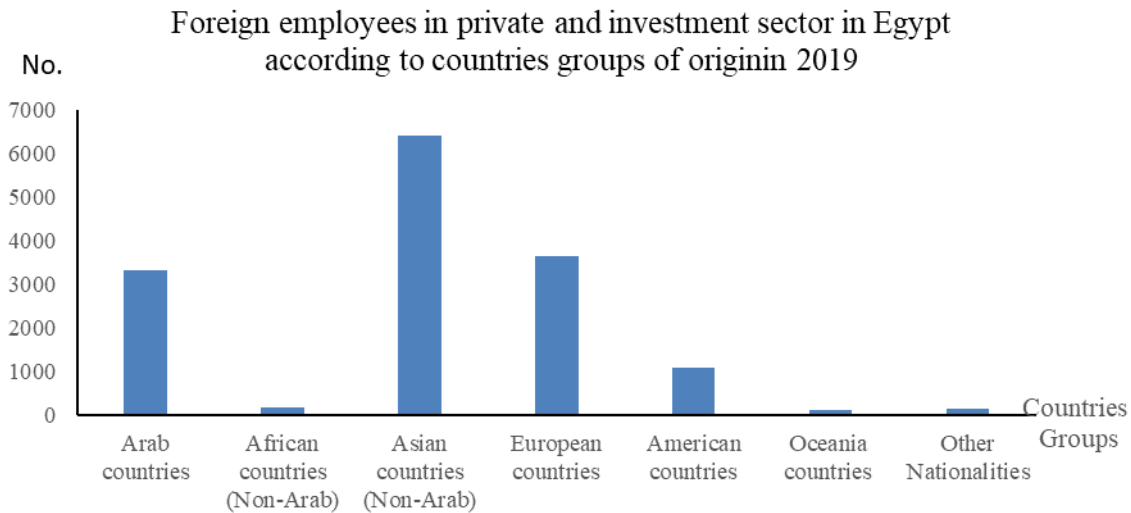
Foreign employees number in private and investment sector in Egypt According to sex in 2019



45.2% Percentage of coming from Asian countries (non-Arab)

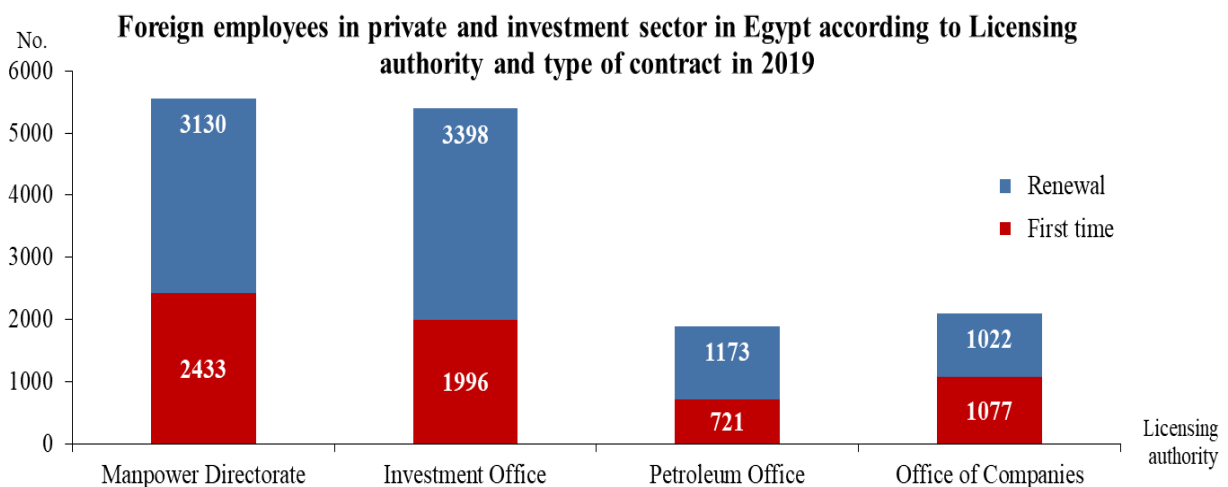
- Asian countries (non-Arab) European countries represent the largest number of total number of foreigners Employees in private and investment sectors in 2019 which reached 6423 foreigners by 43.0%, most of them from Bangladesh 1924 foreigners by 30.0% and China with 1197 foreigners by 18.6% followed by European countries with 3655 foreigners by 24.4%. most of them from England with 1110 foreigners by 30.4%, and Italy with 546 foreigners by 14.9% in 2019.

- Arab countries with 3326 foreigners by 22.2%, mostly from Syria with 1447 foreigners by 43.5% and Palestine with 788 foreigners by 23.7% , Followed by American countries with 1082 foreigners by 7.2%, most of them from United States with 678 foreigners by 62.7% and Canada 267 foreigners by 24.7%, Followed by African countries (Non-Arab) with 185 foreigners by 1.2%, while Oceania countries represent the lowest numbers which reached 135 foreigners only by 0.9 % of the total number of Foreign Employees in private and investment sectors in 2019.



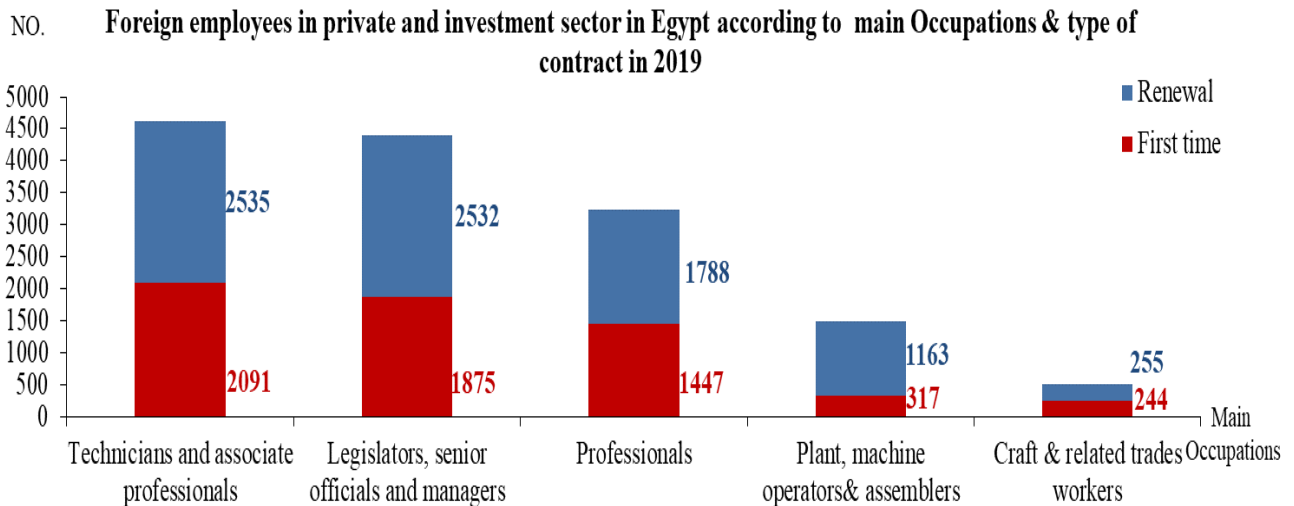
37.2 % of the work permits issued by labour force directorates

- labor force directorates are the first in terms of issuing work permits for foreigners working in the private and investment sector in Egypt. The number of work permits issued reached 5563 licenses by 37.2% followed by investment offices with 5394 licenses by 36.1%, then offices of companies 2099 by 14.0%, then Oil Offices with 1894 licenses by 12.7% of the total number of Foreign Employees in private and investment sectors in 2019.



30.9% of Technicians, and Managers assistants

- Technicians and Specialist Assistants represent the largest number of Foreign Employees with 4626 foreigners by 30.9% followed by Legislators, Senior officials and Managers with 4407 foreigners by 29.5%, Then Professionals with 3235 foreigners with 21.6% of the total number of Foreign Employees in private and investment sectors in 2019.



29.0 % are employed in transformative manufactures activities

- Manufacturing activity represented the largest number of foreign workers, with 4341 foreigners by 29.0%, followed by Arts, entertainment and recreation with 2620 foreigners by 17.5% then Mining and quarrying activity with 1914 by 12.8%, then Accommodation and food service activities with 1725 foreigners by 11.5% then Education activities with 1543 foreigners by 10.3% of the total number of foreigners working in the private sector and investment in 2019.