



Press Release

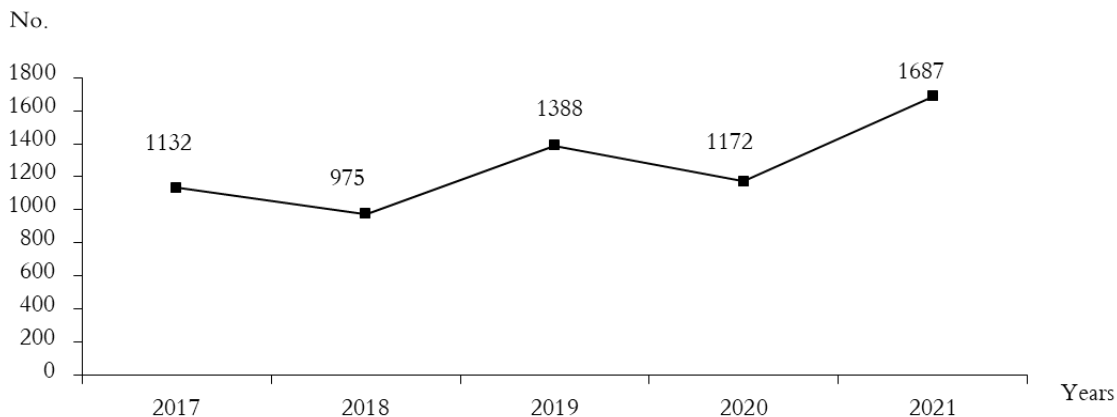
Central Agency for Public Mobilization And Statistics

43.9% Increase in number of foreign Employees in Governmental & Public/Public Business Sectors in 2021

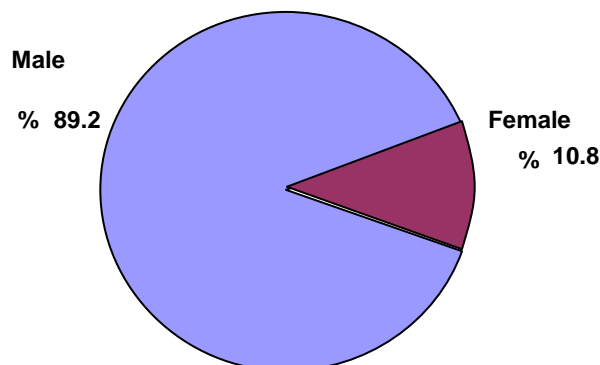
Central Agency for Public Mobilization and Statistics issued today / / 2022" Annual Bulletin for Foreign Employees in Governmental & Public/Public Business Sectors 2021".

- Total number of foreign employees in governmental, public / public business sectors reached 1687 foreigners in 2021 compared to 1172 foreigners in 2020, an increase by 43.9 % due to decrease of Covid 19 pandemic (Corona) effects and the increase of national projects .

Devopment of number of Foreign Employees in Governmental & Public/Public Business Sectors (2017-2021)



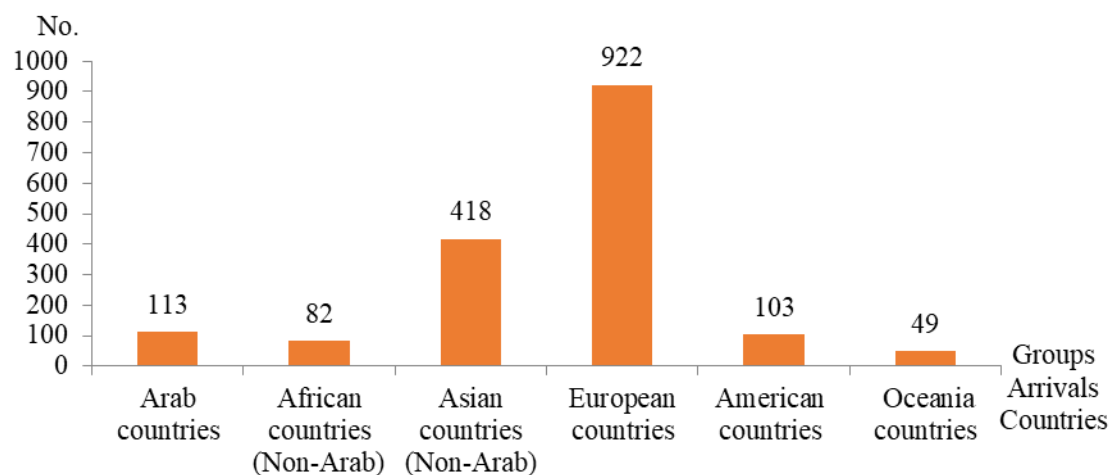
Percentage distribution of Foreign Employees in Governmental & Public/Public Business Sectors according to sex 2021



54.7 % of total foreign employees are from European countries 2021

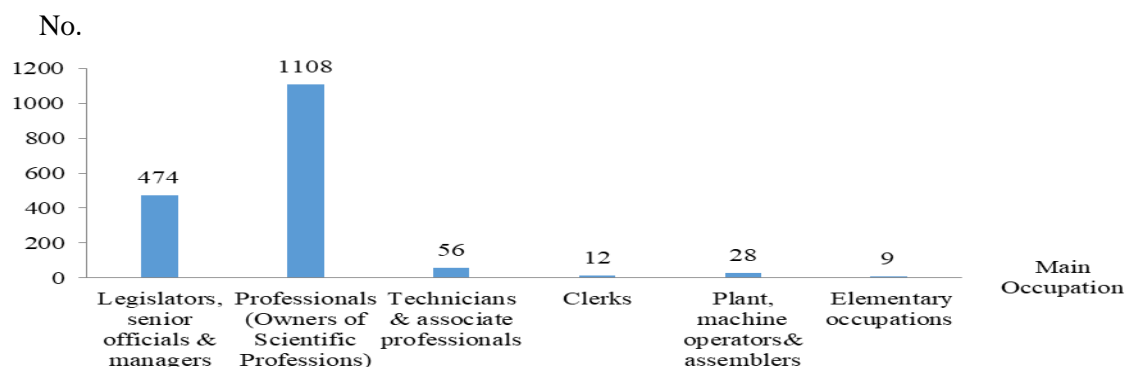
- European countries represent the largest number of total number of foreigner Employees in governmental &, public / public business sectors in 2021 which reached 922 foreigners by 54.7 %, followed by Asian countries (non-Arab) 418 foreigners by 24.8%, while Oceania countries (Australia, New Zealand, New Guinea,...etc) represent the lowest numbers which reached 49 foreigners only by 2.9%.

Foreign Employees In Governmental & Public/Public Business Sectors according to Arrivals Countries Groups 2021



- Foreign obtaining university degree represent the largest number which reached 1329 foreigners by 78.8%, followed by above university degree 253 foreigners by 15%.
- Professionals (Scientific Professions) represent the largest number which reached 1108 foreigners by 65.7%, followed by Senior officials & managers reached 474 foreigners by 28.1%, followed by Technicians & associate professionals reaching 56 foreigners by 3.3 % of total number of foreigners.

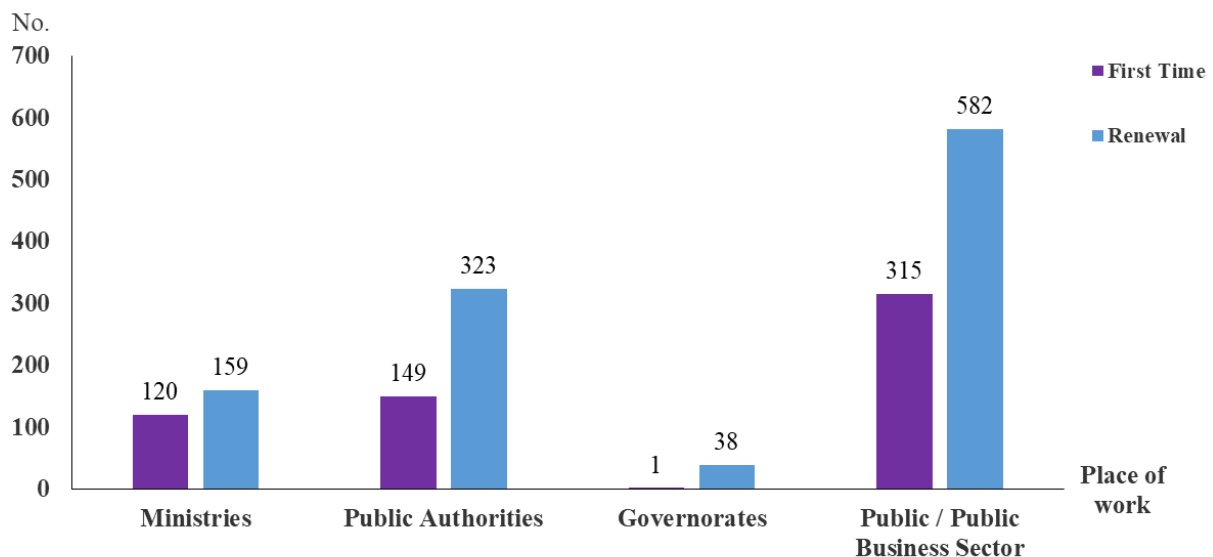
Foreign Employees In Governmental & Public/Public Business Sectors according to Main Occupation 2021



53.2% of all foreign workers work in public / public business sectors 2021

- Foreign employees in public / public business sectors 897 foreigners by 53.2% (most of them works in Egyptian Natural Gas Holding Company (EGAS) followed by foreign employees in public authorities represent the largest number reaching 472 foreigners by 28 % (most of them works in Egyptian General Petroleum Corporation (EGPC) & National Media Authority (Formerly Radio and Television Union)).
- Number of employees that renew work contracts in government and public / public business sectors reached 1102 foreigners, a rate of 65.3%, while the number of contracts for the first time reached 585 with a rate of 34.7% in 2021.

Foreign Employees in Governmental & Public/Public Business Sectors according to workplace and type of contract 2021



P.O. Box 2086 Salah Salem, Nasr City, Cairo, Egypt Website: www.capmas.gov.eg

Tel: Public Relations: (02) 24020231... IBSC: (02) 24002706

Fax presidential of CAPMAS: (02) 24024099 E-mail: pres_capmas@capmas.gov.eg