



Press Release

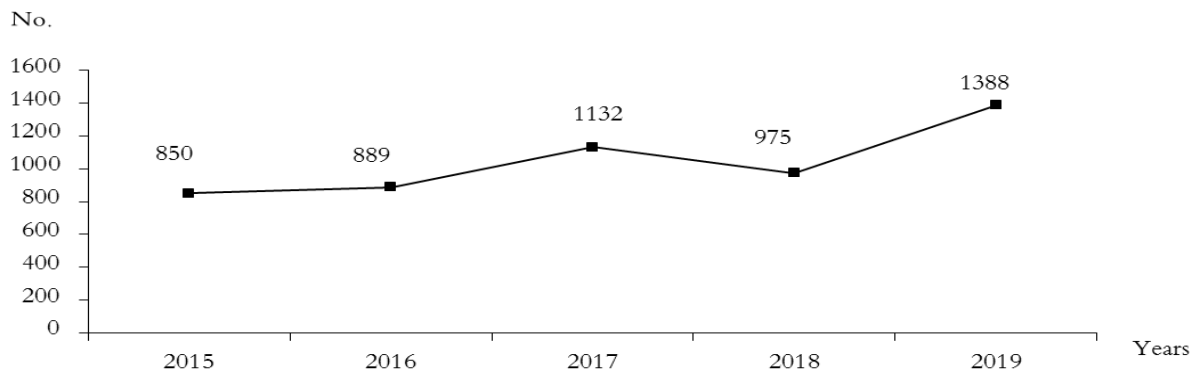
Central Agency for Public Mobilization And Statistics

42.4% Increase in number of foreign workers in Governmental & Public/Public Business Sectors 2019

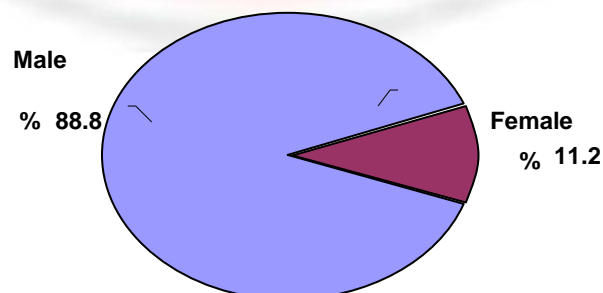
Central Agency for Public Mobilization and Statistics issued today / / 2020 " Annual Bulletin for Foreign Employees in Governmental & Public/Public Business Sectors 2019".

- Total number of foreign employees in governmental, public / public business sectors reached 1388 foreigners in 2019 (1233 males by 88.8%, 155 females by 11.2%) compared to 975 foreigners in 2018, an increase of 42.4 % due to the increase in the number of Investment projects in Egypt.

Evolution of number of Foreign Employees In Governmental & Public/Public Business Sectors (2015-2019)



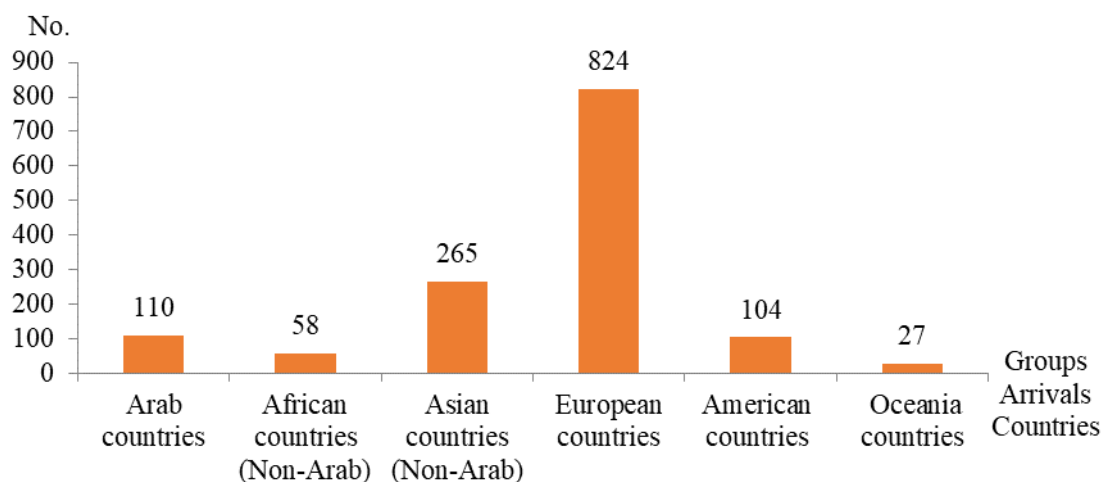
Foreign Employees In Governmental & Public/Public Business Sectors according to sex 2019



59.4 % of total foreign employees are from European countries 2019

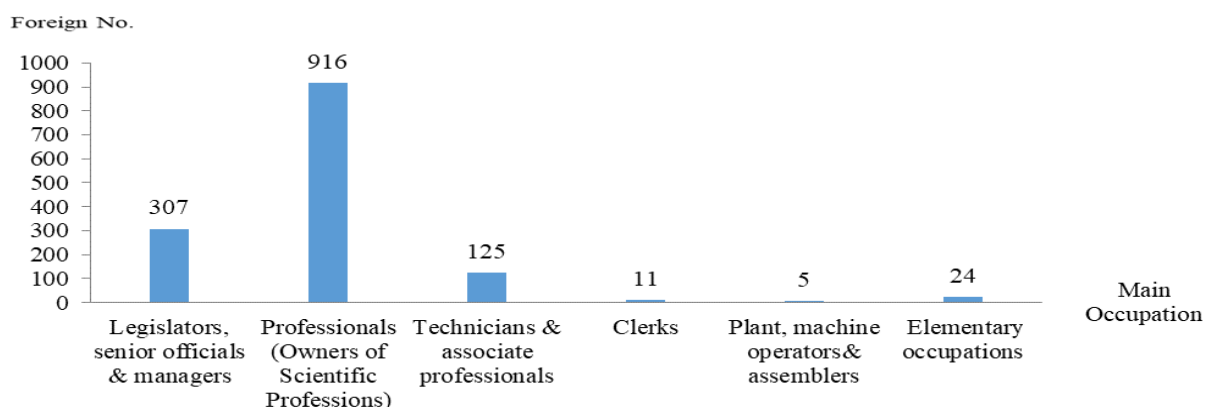
- European countries represent the largest number of total number of foreigners Employees in governmental &, public / public business sectors in 2019 which reached 824 foreigners by 59.4 %, followed by Asian countries (non-Arab) 265 foreigners by 19.1%, while Oceania countries represent the lowest numbers which reached 27 foreigners only by 1.9 %.

Foreign Employees In Governmental & Public/Public Business Sectors according to Arrivals Countries Groups 2019



- Foreign obtaining university degree represent the largest number which reached 1001 foreigners by 72.1%, followed by above university degree 234 foreigners by 16.9% .
- Professionals (Owners of Scientific Professions) represents the largest number which reached 916 foreigners by 66.0%, followed by Senior officials & managers reached 307 foreigners by 22.1%, followed by Technicians & associate professionals reaching 125 foreigners by 9 % of the total number of foreigners.

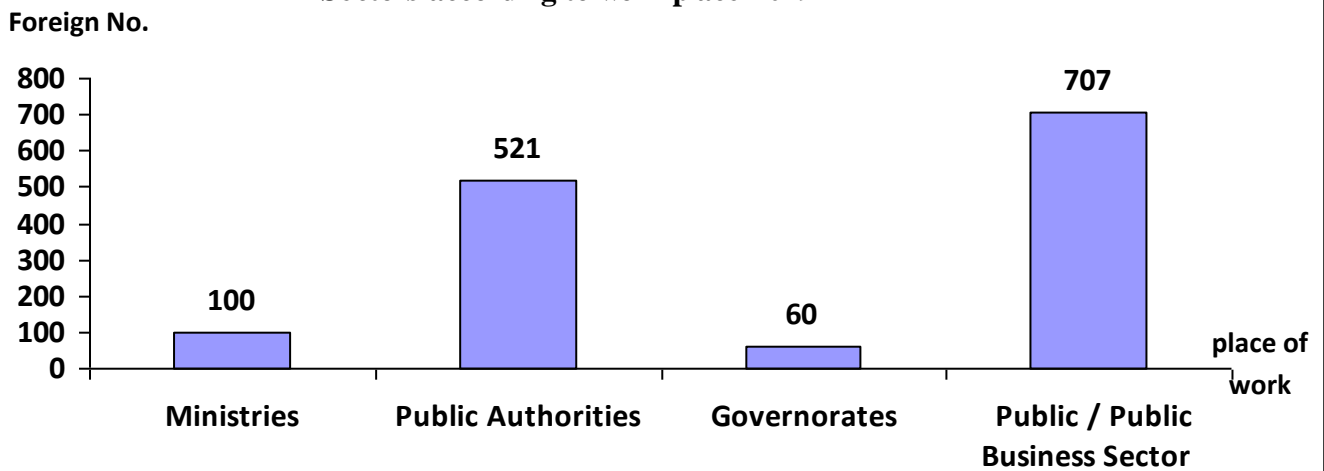
Foreign Employees In Governmental & Public/Public Business Sectors according to Main Occupation 2019



50.9% of all foreign workers work in public / public business sectors

- Foreign employees in public / public business sectors 707 foreigners by 50.9% (most of them works in Egyptian Natural Gas Holding Company (EGAS) followed by foreign employees in public authorities represents the largest number reaching 521 foreigners by 37.5% (most of them works in Egyptian General Petroleum Corporation (EGPC) & Ain Shams University).

Foreign Employees In Governmental & Public/Public Business Sectors according to work place 2019



P.O. Box 2086 Salah Salem, Nasr City, Cairo, Egypt Website: www.capmas.gov.eg

Tel: Public Relations: (02) 24020231... National Information Center (NIC): (02) 24020574

Fax presidential of CAPMAS: (02) 24024099 E-mail: pres_capmas@capmas.gov.eg