



Press Release

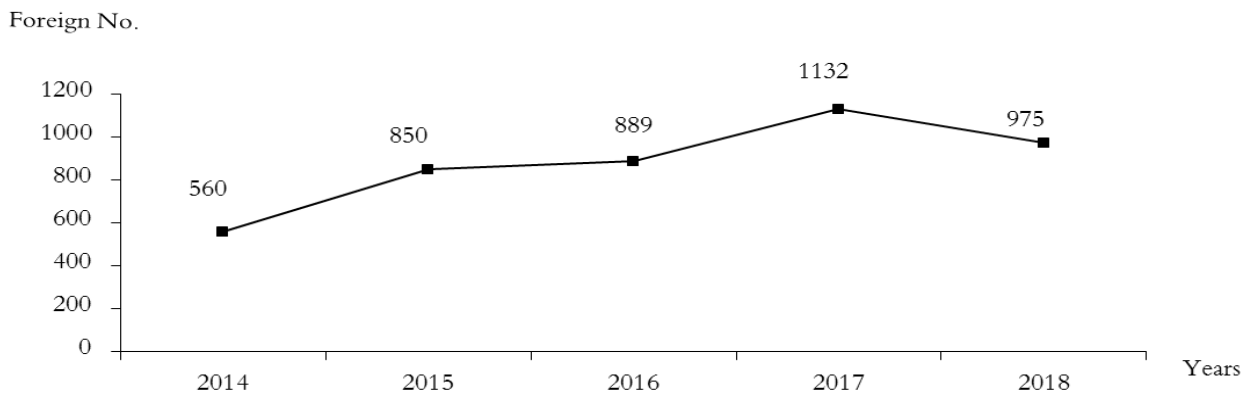
Central Agency for Public Mobilization And Statistics

13.9% Decrease in number of foreign workers in Governmental & Public/Public Business Sectors 2018

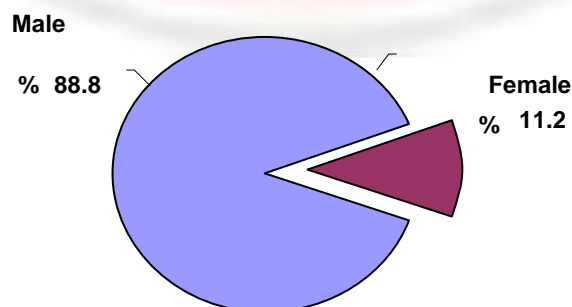
Central Agency for Public Mobilization and Statistics issued today / / 2019 " Annual Bulletin for Foreign Employees in Governmental & Public/Public Business Sectors 2018".

- Total number of foreign employees in governmental, public / public business sectors reached 975 foreigners in 2018 (866 males by 88.8%, 109 females by 11.2%) compared to 1132 foreigners in 2017, a decrease of 13.9% .

Evolution of number of Foreign Employees In Governmental & Public/Public Business Sectors (2014-2018)



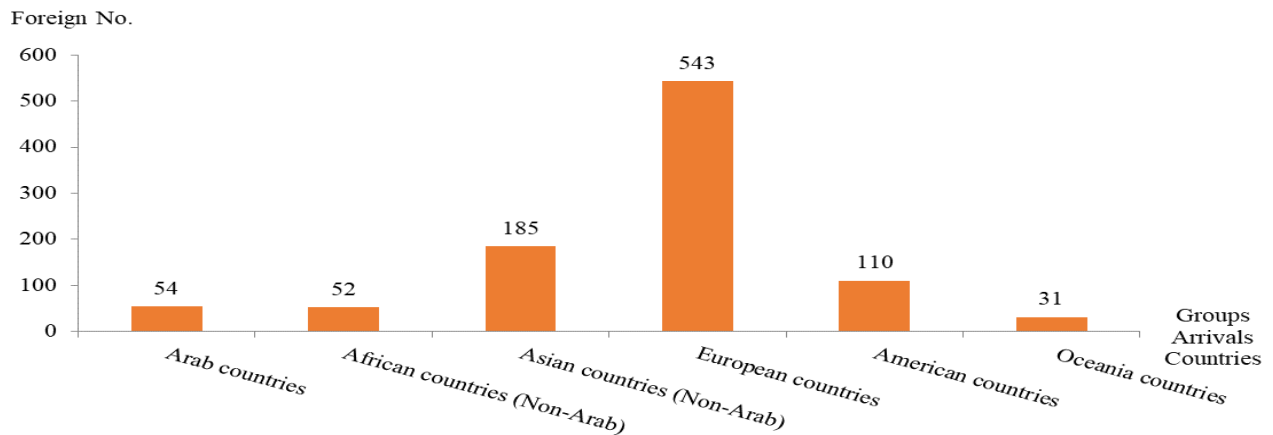
Foreign Employees In Governmental & Public/Public Business Sectors according to sex 2018



55.7 % of total foreign employees are from European countries 2018

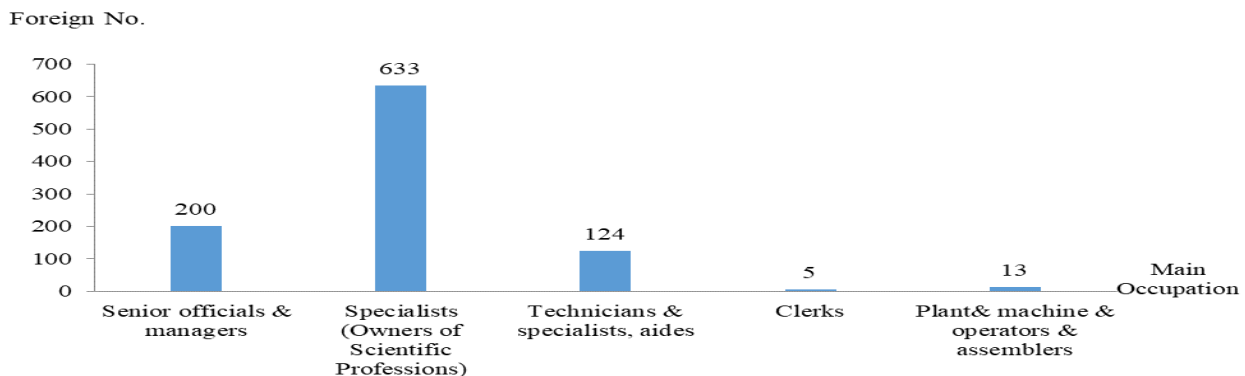
- European countries represent the largest number of total number of foreigner Employees in governmental &, public / public business sectors in 2018 which reached 543 foreigners by 55.7%, followed by Asian countries (non-Arab) 185 foreigners by 19.0%, while Oceania countries represent the lowest numbers which reached 31 foreigners only by 3.2%.

Foreign Employees In Governmental & Public/Public Business Sectors
according to Arrivals Countries Groups 2018



- Foreigners obtaining university degree represent the largest number which reached 705 foreigners by 72.3%, followed by less than university degree 142 foreigners by 14.6%.
- Specialists (scientific professions owners) represents the largest number which reached 633 foreigners by 64.9%, followed by Senior officials & managers 200 foreigners by 20.5%, while clerks represents the lowest numbers reaching 5 foreigners by 0.5% of the total number of foreigners.

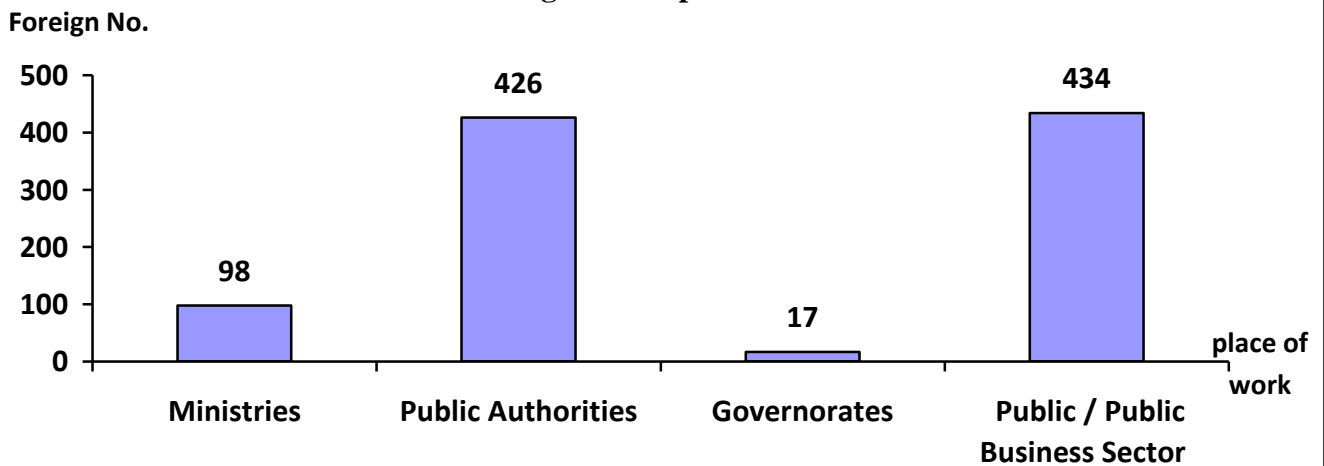
Foreign Employees In Governmental & Public/Public Business Sectors
according to Main Occupation 2018



44.5% of all foreign workers work in public / public business sectors

- Foreign employees in public / public business sectors 434 foreigners by 44.5% (most of them works in Egyptian Natural Gas Holding Company (EGAS) followed by foreign employees in public authorities represents the largest number reaching 426 foreigners by 43.7% (most of them works in Egyptian General Petroleum Corporation (EGPC) & Ain Shams University).

Foreign Employees In Governmental & Public/Public Business Sectors according to work place 2018



P.O. Box 2086 Salah Salem, Nasr City, Cairo, Egypt Website: www.capmas.gov.eg

Tel: Public Relations: (02) 24020231... National Information Center (NIC): (02) 24020574

Fax presidential of CAPMAS: (02) 24024099 E-mail: pres_capmas@capmas.gov.eg