



Press Release

Central Agency for Public Mobilization And Statistics

Decline by 3 % in the Number of Live Births in 2020

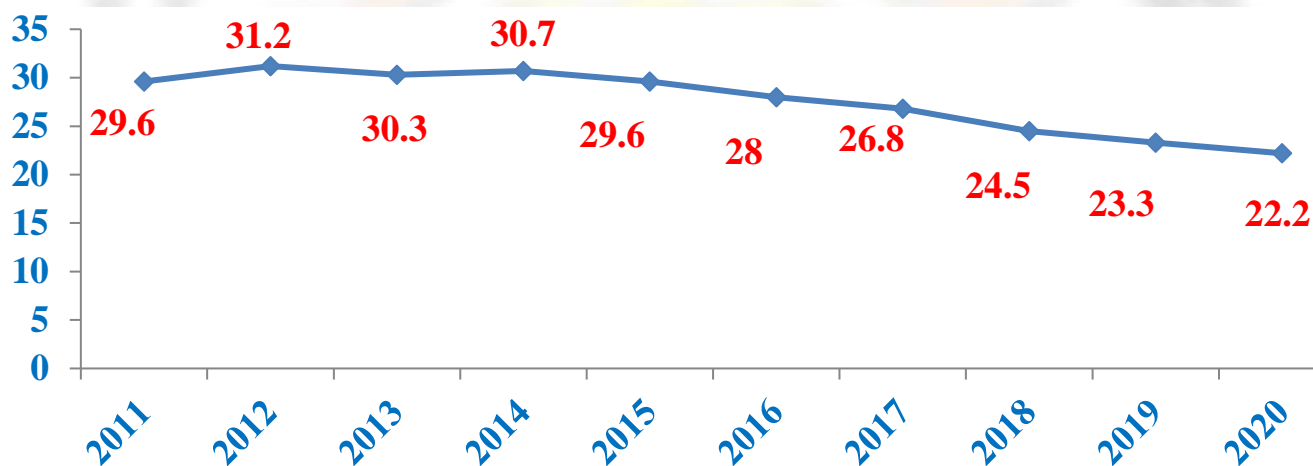
Central Agency for Public Mobilization and Statistics issued today / 12 / 2021 the Annual Bulletin of Births and Deaths Statistics 2020. The most important indicators are as follows:

2.235 million Live Birth 2020

- Number of live births reached **2235326** births in 2020, compared to **2304832** births in 2019, decline by **3 %**, while Crude Birth Rate reached **22.2 per thousand** in 2020 compared to **23.3 per thousand** in 2019, decline by **1.1 per thousand**.

Trend of Crude Birth Rate (2011-2020)

Per 1000 pop



Decline by 0.1 of the Total Fertility Rate (TFR) in 2020

- Total Fertility Rate is the number of children a woman would have in her reproductive life. Total Fertility Rate reached **2.9** children per woman in 2020 compared to **3.0** children per woman in 2019.

Stability of Sex Ratio at Birth (105 Male per 100 Female)

- Sex ratio at birth reached **105** Male /**100** Female in 2020, the same as it was in 2019.
- Male births reached **1143611** in 2020, compared to **1179033** in 2019, decline by **3 %**.
- Number of female births reached **1091715** in 2020, compared to **1125799** in 2019, decline by **3 %**.

Decline by 7.9 % in Urban Births in 2020

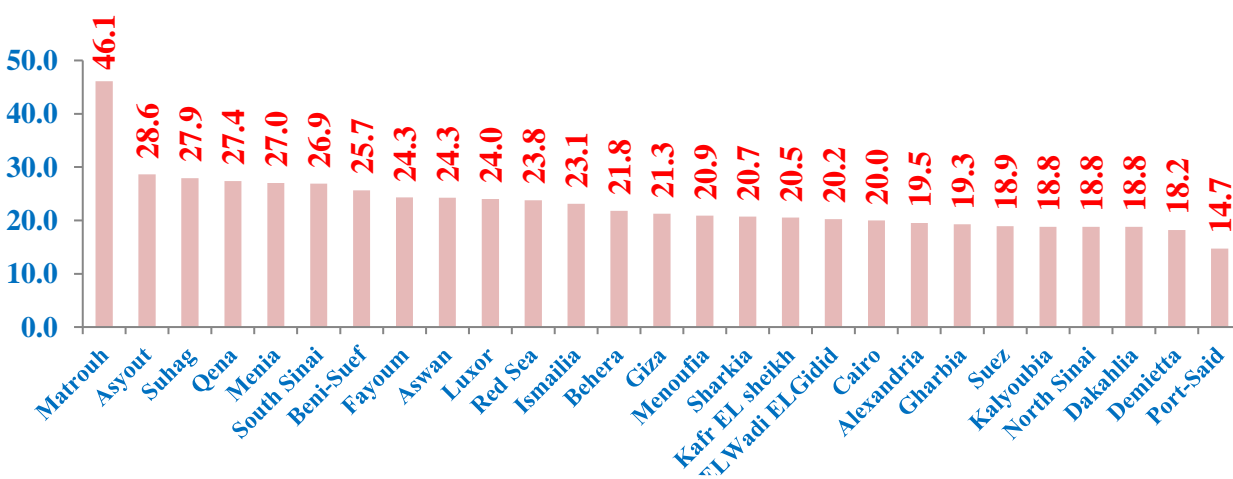
- Urban births reached **1142864** in 2020, compared to **1240549** in 2019, decline by **7.9 %**.
- Rural births reached **1092462** in 2020, compared to **1064283** in 2019, increase by **2.6 %**.
- Urban Crude Birth Rate reached **26.5 per thousand** in 2020 compared to **29.3 per thousand** in 2019, decline by **2.8 per thousand** midyear population.
- Rural Crude Birth Rate reached **19.0** per thousand in 2020 compared to **18.8** per thousand in 2019, increase by **2.8 per thousand** midyear population.

Cairo Ranked First in Terms of Live Births with 9% Total Live Births

- Cairo ranked first in terms of births percent distribution with **9%** of total births in 2020 compared to **9.2** in 2019, a decline by **0.2 %**.
- South Sinai ranked last in terms of births percent distribution with **0.1 %** of total births in 2020 as the same as it was in 2019.
- Matrouh , Asyut , Suhag, Qena and Menia recorded the highest Crude Birth Rate in 2020.
- Port-Said , Demietta , Dakahlia , North Sinai, and Kalyoubia recorded the lowest in terms of the Crude Birth rate in 2020 .

Per 1000 population

Crude Birth Rate According to the Governorates 2020

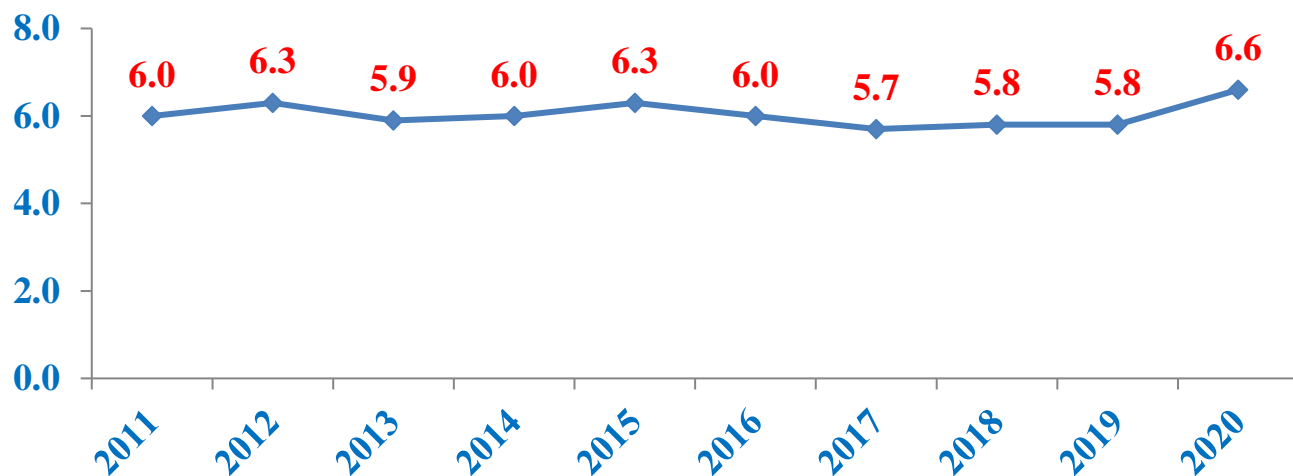


664.7 thousand Deaths in 2020

- Number of deaths reached **664763** in 2020 compared to **570580** in 2019, increase by **16.5 %**. Crude Death Rate reached **6.6 per thousand midyear population** in 2020 compared to **5.8 per thousand midyear population** in 2019, increase by **0.8 per thousand midyear population**.

Trend of Crude Death Rate (2011-2020)

Per 1000 pop



54.5 % is the Percentage of Male Deaths

- Male deaths reached **361971** in 2020 compared to **312105** in 2019, increase by **16 %**.
- Female deaths reached **302792** in 2020 compared to **258475** in 2019, increase by **17.1 %**.
- Percentage of male deaths reached **54.5 %** of total deaths in 2020 compared to **54.7 %** in 2019.
- Percentage of female deaths reached **45.5 %** of total deaths in 2020 compared to **45.3 %** in 2019.

Decline by 19.8 % in Rural Deaths in 2020

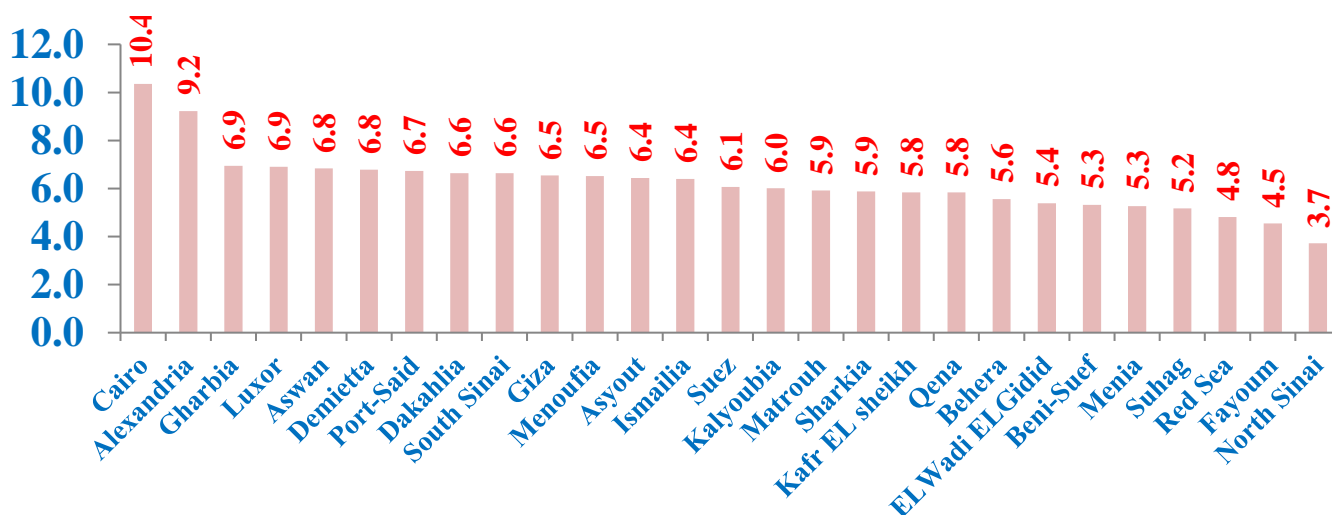
- Urban deaths reached **402175** in 2020 compared to **351475** in 2019, an increase by **14.4 %**.
- Rural deaths reached **262588** in 2020 compared to **219105** in 2019, an increase by **19.8 %**.
- Urban Crude Death Rate reached **9.3 per thousand midyear population** in 2020 compared to **8.3 per thousand midyear population** in 2019
- Rural Crude Death Rate reached **4.6 per thousand midyear population** in 2020 compared to **3.9 per thousand midyear population** in 2019.

Cairo Ranked First in Terms of Deaths with 15.5% Total deaths

- Cairo ranked first in terms of deaths percent distribution with **15.5 %** of total deaths in 2020.
- South Sinai ranked last in terms of deaths percent distribution with **0.1 %** of total deaths in 2020 as the same as it was in 2019.
- Cairo, Alexandria ,Gharbia ,Luxor and Aswan recorded the highest Crude Death Rate in 2020.
- North Sinai, Fayoum, Red Sea, Suhag and Menia recorded the lowest in terms of Crude Death Rate in 2020.

Crude Death Rate According to Governorates 2020

Per 1000 population



Decline by 2.7 % of Infant Deaths in 2020

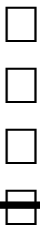
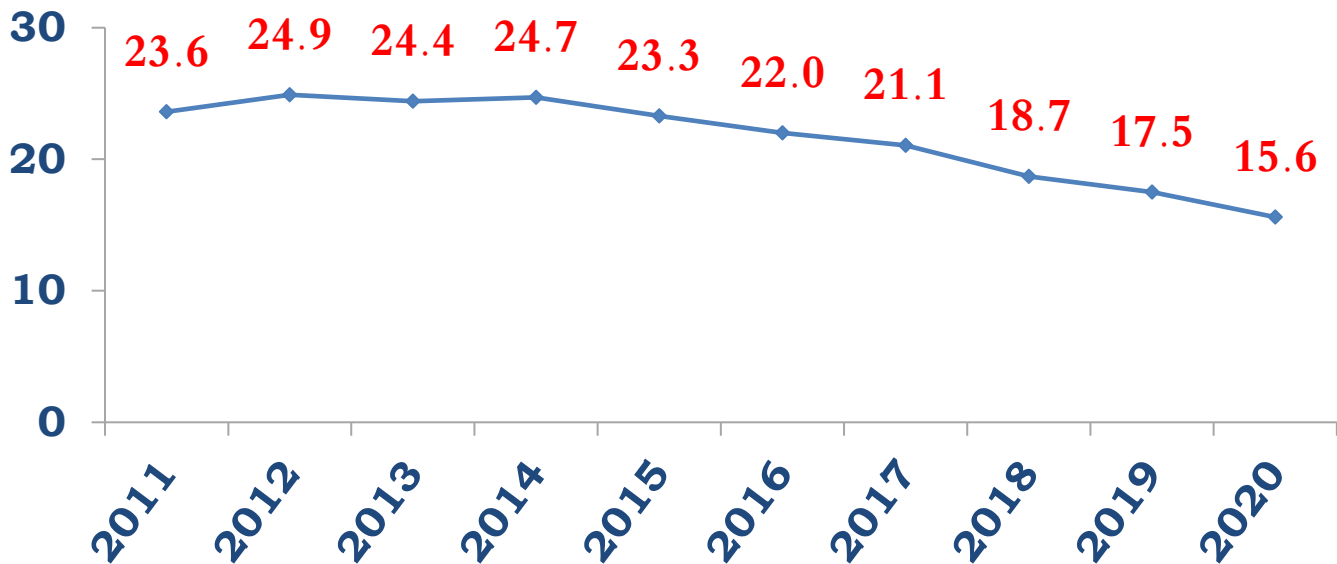
- Number of Infant deaths (less than one year) reached **35197** in 2020 compared to **36173** in 2019 , decline by **2.7 %**. Infant Mortality Rate recorded **15.7 per thousand live births** in 2020, the same as it was in 2019.
- Number of Under 5 mortality reached **44300** in 2020 compared to **46956** in 2019 , decline by **5.7 %**. Under 5 Mortality Rate recorded **19.8 per thousand live births** in 2020 compared to **20.4 per thousand live births** in 2019.

Decline by 9.4% of the Natural Increase in 2020

- Population Natural Increase (live births - deaths) declined from 1,734 million in 2019 to 1,571 in 2020, a decline by **9.4%** .
- Rate of Natural Increase declined from **17.5 per thousand midyear population** in 2019 to **15.6 per thousand midyear population** in 2020, a decline by **1.9 per thousand midyear population**.

Trend of Natural Increase Rate (2011-2020)

Per 1000 population



P .O. Box 2086 Salah Salem , Nasr City, Cairo, Egypt Public Relations Tel. : (02) 24020231
Information Bank Customer Service Tel.: (02) 24002706 Presidential Office Fax: (02) 24024099

E-mail: pres_capmas@capmas.gov.eg

CAPMAS Website: www.capmas.gov.eg