



Press Release

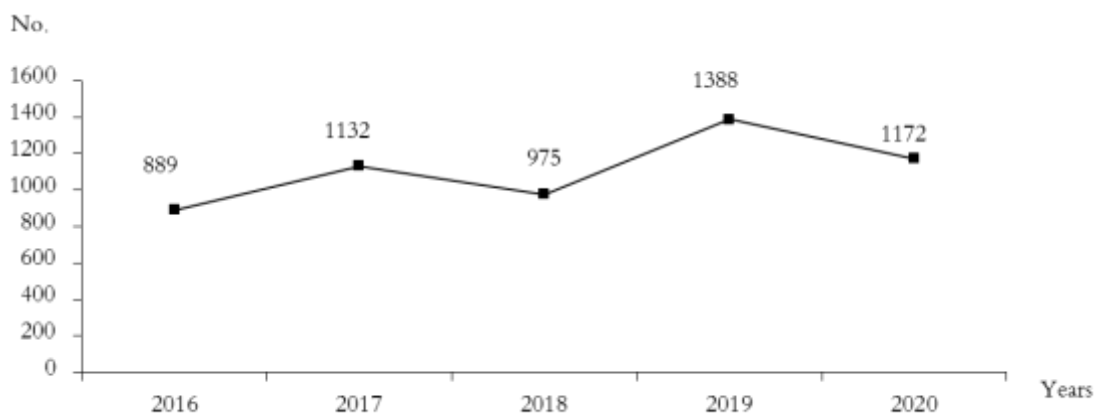
Central Agency for Public Mobilization And Statistics

15.6% Decrease in number of foreign Employees in Governmental & Public/Public Business Sectors 2020

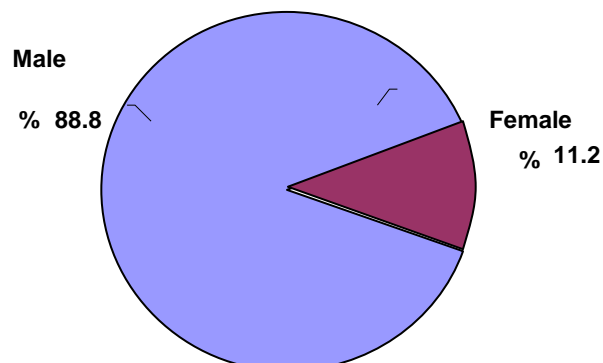
Central Agency for Public Mobilization and Statistics issued today / / 2021 " Annual Bulletin for Foreign Employees in Governmental & Public/Public Business Sectors 2020".

- Total number of foreign employees in governmental, public / public business sectors reached 1172 foreigners in 2020 (1041 males by 88.8%, 131 females by 11.2%) compared to 1388 foreigners in 2019, a decrease by 15.6 % due to the health conditions that affected the world due to Covid 19 (Corona) pandemic.

Evolution of number of Foreign Employees In Governmental & Public/Public Business Sectors (2016-2020)



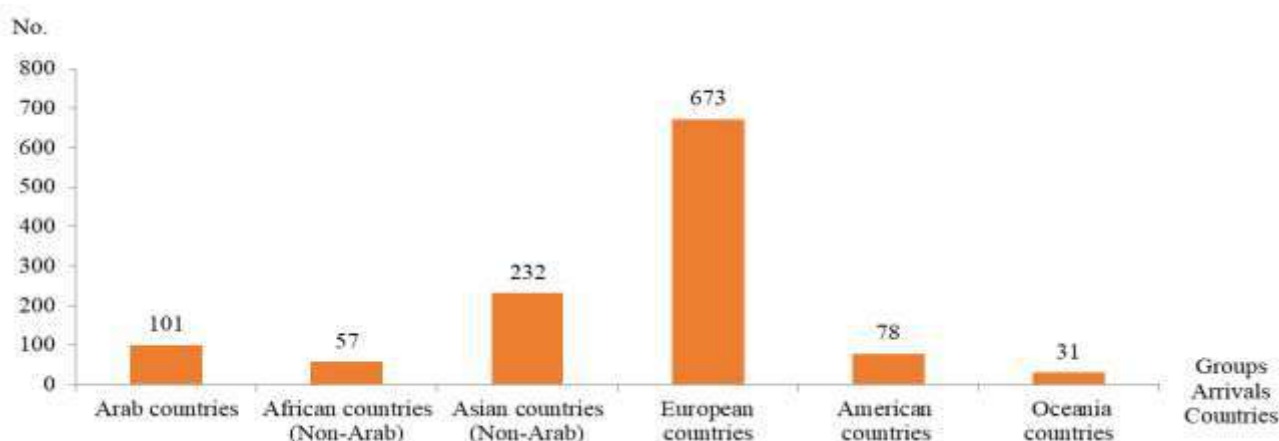
Foreign Employees In Governmental & Public/Public Business Sectors according to sex 2020



57.4 % of total foreign employees are from European countries 2020

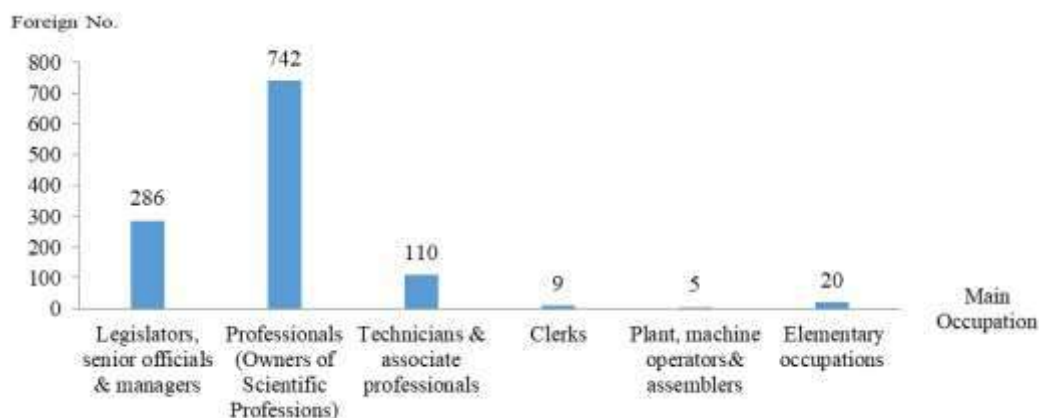
- European countries represent the largest number of total number of foreigner Employees in governmental &, public / public business sectors in 2020 which reached 673 foreigners by 57.4 %, followed by Asian countries (non-Arab) 232 foreigners by 19.8%, while Oceania countries (Australia, New Zealand, New Guinea,...etc) represent the lowest numbers which reached 31 foreigners only by 2.6%.

Foreign Employees In Governmental & Public/Public Business Sectors according to Arrivals Countries Groups 2020



- Foreign obtaining university degree represent the largest number which reached 907 foreigners by 77.4%, followed by above university degree 138 foreigners by 11.8% .
- Professionals (Owners of Scientific Professions) represents the largest number which reached 742 foreigners by 63.3%, followed by Senior officials & managers reached 286 foreigners by 24.4%, followed by Technicians & associate professionals reaching 110 foreigners by 9.4 % of total number of foreigners.

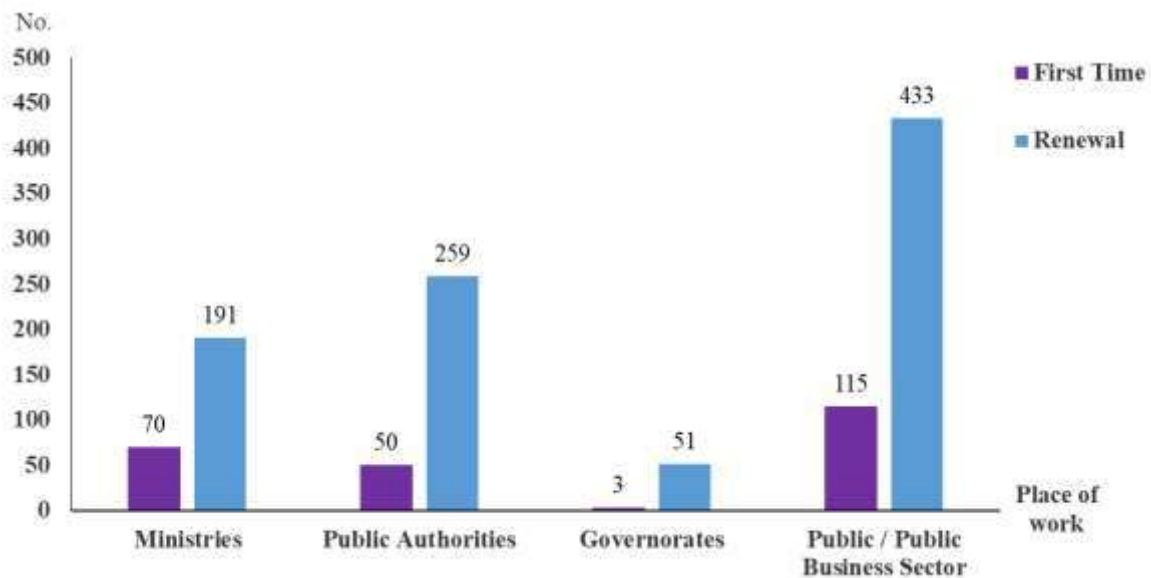
Foreign Employees In Governmental & Public/Public Business Sectors according to Main Occupation 2020



46.8% of all foreign workers work in public / public business sectors 2020

- Foreign employees in public / public business sectors 548 foreigners by 46.8% (most of them works in Egyptian Natural Gas Holding Company (EGAS) followed by foreign employees in public authorities represents the largest number reaching 309 foreigners by 26.4 % (most of them works in Egyptian General Petroleum Corporation (EGPC) & National Media Authority (Formerly Radio and Television Union)).
- Number of employees that renew work contracts in government and public / public business sectors reached 934 foreigners, a rate of 79.7%, while the number of contracts for the first time reached 238 with a rate of 20.3% in 2020.

Foreign Employees in Governmental & Public/Public Business Sectors according to workplace 2020



P.O. Box 2086 Salah Salem, Nasr City, Cairo, Egypt Website: www.capmas.gov.eg

Tel: Public Relations: (02) 24020231... National Information Center (NIC): (02) 24020574

Fax presidential of CAPMAS: (02) 24024099 E-mail: pres_capmas@capmas.gov.eg