



Press Release

Central Agency for Public Mobilization And Statistics

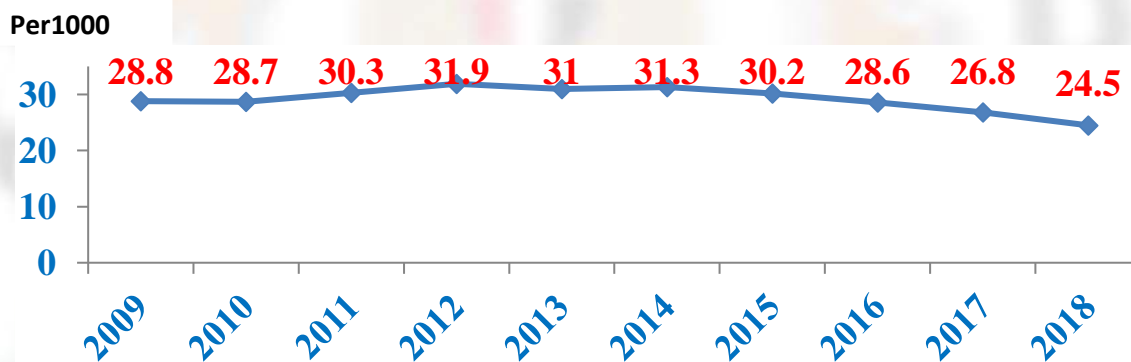
2.3 Per thousand Decline in Birth Rate in 2018

Central Agency for Public Mobilization and Statistics issued today / / 2019 the Annual Bulletin of Births and Deaths Statistics 2018. The most important indicators are as follows:

2.382 Millions Live Birth 2018

- Number of live births reached 2382362 births in 2018, compared to 2557440 births in 2017, a decline of 6.8%, while Crude Birth Rate reached 24.5 per thousand in 2018, compared to 26.8 per thousand in 2017.

Trend of Crude Birth Rate (2009 -2018)



Stability of Sex Ratio at Birth (105 Male per 100 Female)

- Sex ratio at birth reached 105 Male /100 Female in 2018, the same as it was in 2017.
- Male births reached 1219500 in 2018, compared to 1309488 in 2017, a decline of 6.9%.
- Number of female births reached 1162862 in 2018, compared to 1247952 in 2017, a decline of 6.8%.

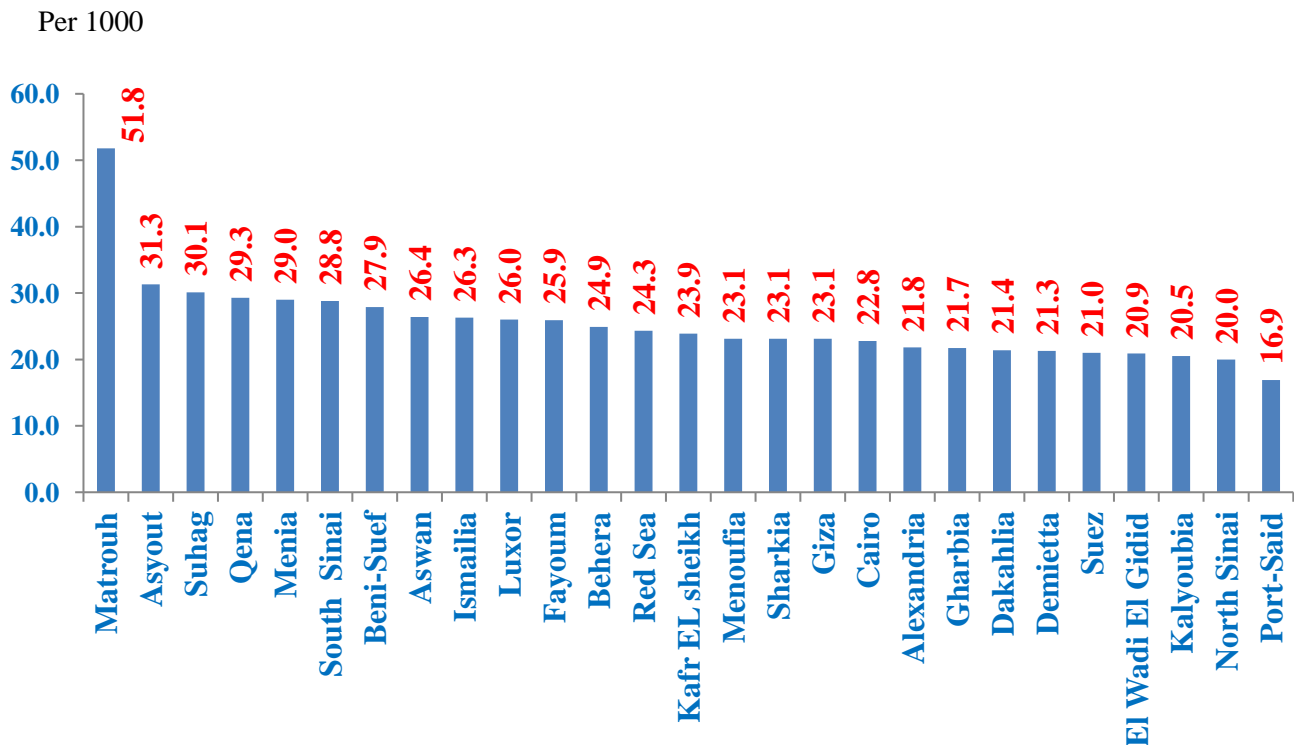
Slightly increase in Urban Births Percentage

- Urban births reached 1249969, by 52.5 % of total number of live births in 2018, compared to 1292661 by 50.5 % of total number of live births in 2017.
- Rural births reached 1132393 by 47.5 % of total number of live births in 2018, compared to 1264779 by 49.5 % of total number of Live Births in 2017.

Cairo Ranked First in Terms of Number of Live Births (221264)

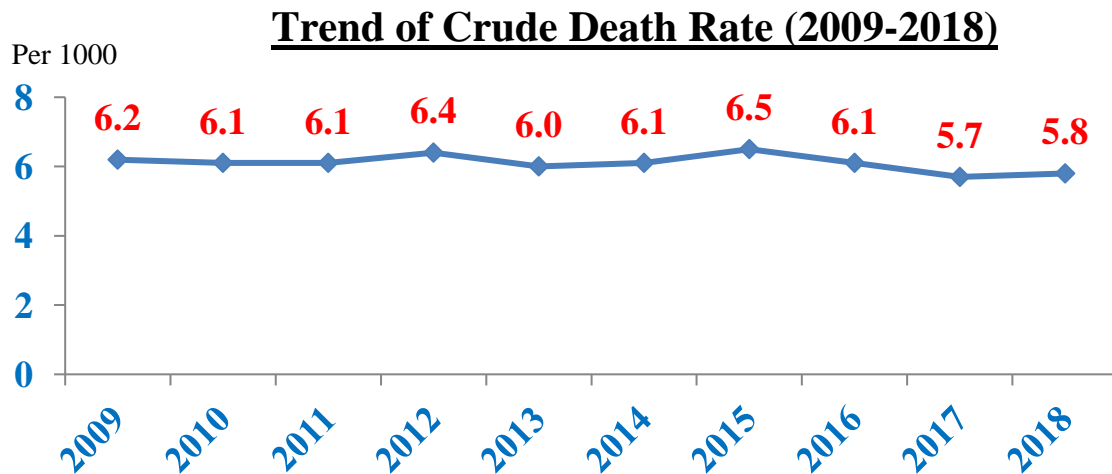
- Cairo was ranked first in terms of number of live births with 221264 in 2018, compared to 239112 in 2017, a decline of 7.5 %.
- South Sinai was ranked the last in terms of number of live births with 3023 in 2018, compared to 3140 in 2017, a decline of 3.7 %.
- Matrouh recorded the highest Crude Birth Rate as it reached 51.8 per thousand in 2018, compared to 55.1 per thousand in 2017.
- Port-Said recorded the lowest Crude Birth Rate as it reached 16.9 per thousand in 2018, compared to 19.1 per thousand in 2017.

Crude Birth Rate According to Governorates 2018



560 Thousands Deaths in 2018

- Number of deaths reached 560308 in 2018, compared to 547208 in 2017, increase by 2.4 %. Crude Death Rate reached 5.8 per thousand in 2018, compared to 5.7 per thousand in 2017.



54.8 % is Percentage of Male Deaths

- Male deaths reached 306971 in 2018, compared to 300898 in 2017, increase by 2%.
- Female deaths reached 253337 in 2018, compared to 246310 in 2017, increase by 2.9%.
- Percentage of male deaths reached 54.8 % of total deaths in 2018.

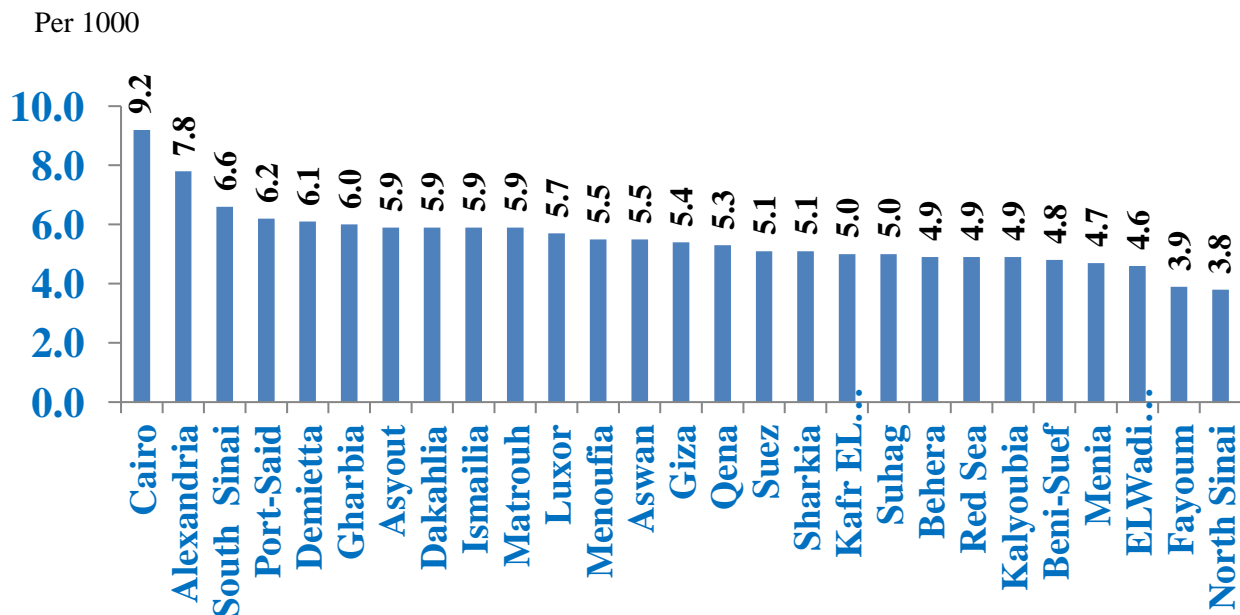
8.1 Per Thousand is Urban Crude Death Rate

- Urban deaths reached 336983, by 60.1% of total number of deaths in 2018, compared to 319978 by 58.5 % of total number of deaths in 2017. Urban Crude Death Rate reached 8.1 per thousand in 2018, compared to 7.9 per thousand in 2017.
- Rural births reached 223325 by 39.9 % of total number of deaths in 2018, compared to 227230 by 41.5% of total number of deaths in 2018. Rural Crude Death Rate was 4.0 per thousand in 2018 while it was 4.1 in 2017.

Cairo Was Ranked the First in Terms of Number of Deaths (88938)

- Cairo was ranked the first in terms of number of deaths with 88938 in 2018, compared to 85708 in 2017, increase by 3.8 %. Cairo recorded also the highest crude death rate, 9.2 per thousand in 2018, compared to 9.0 in 2017.
- South Sinai was ranked the last in terms of number of deaths with 687 in 2018, compared to 651 in 2017, increase by 5.5 %.
- North Sinai recorded the lowest crude death rate, 3.8 per thousand in 2018, compared to 5.5 per thousand in 2017.

Crude Death Rate According to Governorates



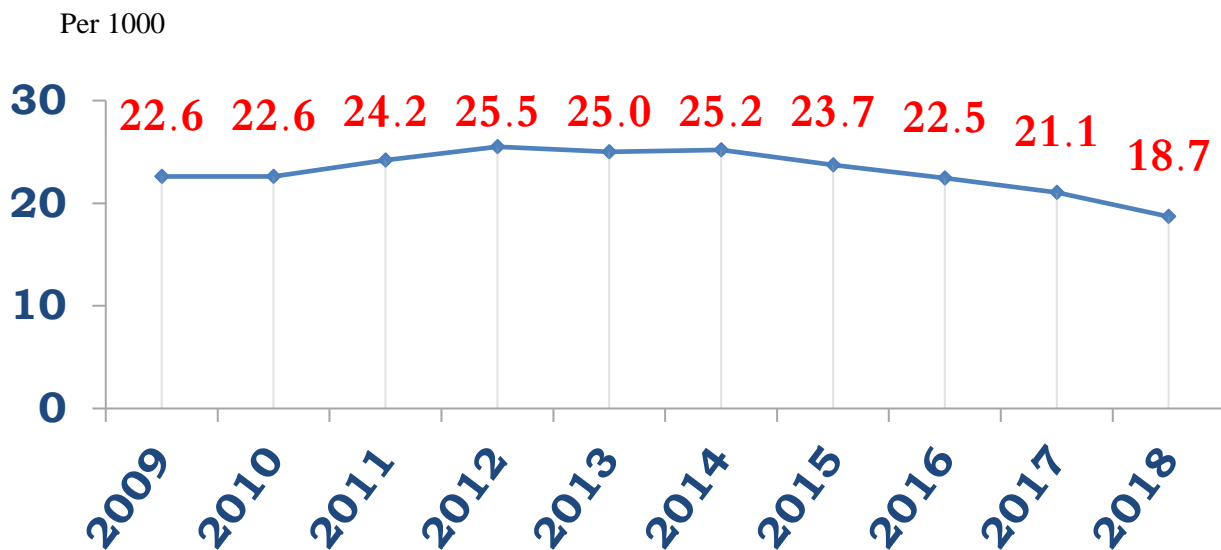
5.0 % decline of Infant Mortality in 2018

- Number of Infant deaths (less than one year) reached 36734 in 2018, compared to 38685 in 2017, decline by 5.0 %. Infant Mortality Rate recorded 15.4 per thousand live births in 2018, compared to 15.1 in 2017.
- Number of Under 5 mortality reached 47654 in 2018, compared to 49869 in 2017, decline by 4.4 %. Under 5 Mortality Rate increase from 19.5 per thousand in 2017 to 20.0 per thousand in 2018.

A slight Decline of Number and Rate of natural Increase in 2018, 188 thousand populations

- Population natural increase declined from 2.010 million in 2017 to 1.822 million in 2018, a decrease of 188 thousand populations .
- Rate of Natural Increase declined from 21.1 per thousand in 2017 to 18.7 per thousand in 2018, a decline of 2.4 per thousand.

Trend of Natural Increase Rate (2009-2018)



P2086 Salah Salem, Nasr City, Cairo, Egypt.O. Box

Telephone: Public Relations: (02) 24020231. National Center for Information: (02) 24020574

Fax of CAPMAS [chairmanship: 24024099](tel:24024099) E-mail: pres_capmas@capmas.gov.eg

Website: www.capmas.gov.eg