



# Press Release

## Central Agency for Public Mobilization And Statistics

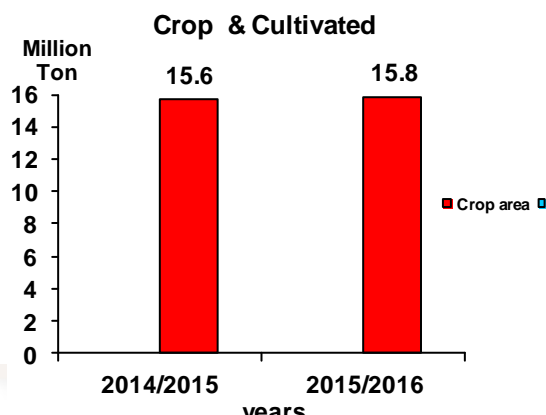
### 10.2% increase in rice production in 2015/2016

Central Agency For Public Mobilization and Statistics issued on / / 2018

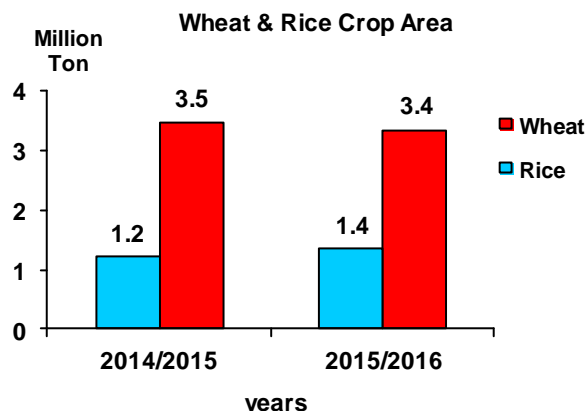
Annual bulletin of cropped areas and plant production Statistics in 2015/2016

Most important indicators:

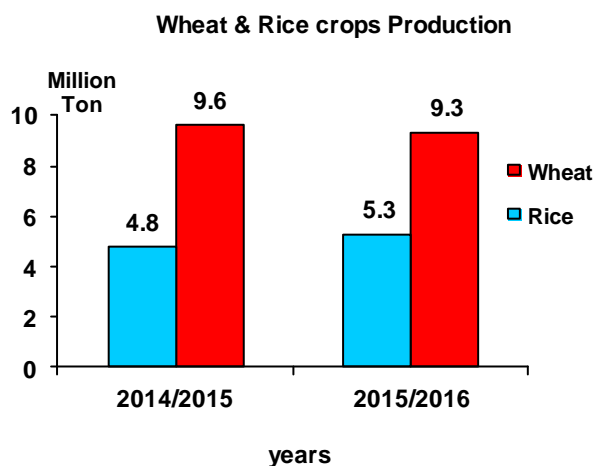
- The total cropped area reached 15.8 million feddan in 2015/2016 versus 15.6 million feddan in 2014/2015, an increase of 1.1%.



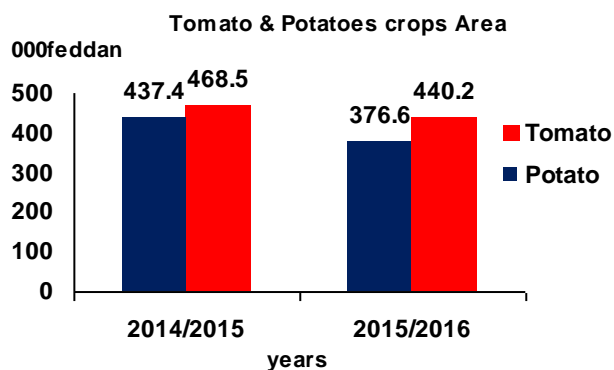
- Wheat total area reached 3.4 million feddan in 2015 / 2016 versus 3.5 million feddan in 2014/2015 , a decrease of 3.3% while the amount of wheat production reached 9.3 million tons in 2015 / 2016, versus 9.6 million tons in 2014/2015 , a decrease of 2.8 %.



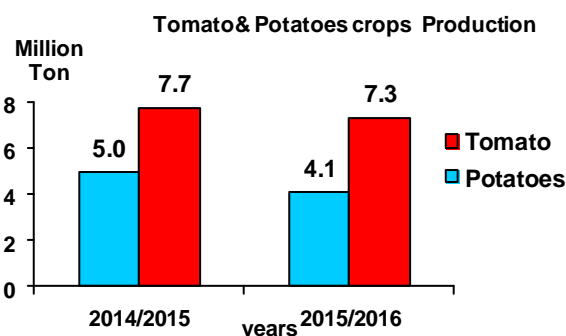
- Rice total area reached 1.4 million feddan in 2015/ 2016 versus 1.2 million feddan in 2014/2015 , an increase of 11.3% while the amount of rice crop production reached 5.3 million tons in 2015 / 2016 versus 4.8 million tons in 2014/2015, an increase of 10.2%.



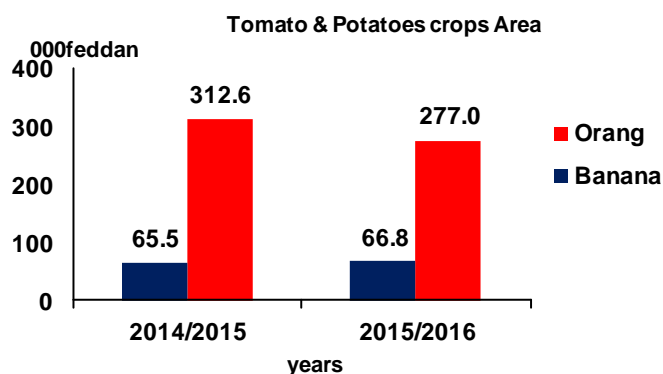
- Tomato total area reached 440.2 thousand feddan in 2015 / 2016 versus 468.5 thousand feddan in 2014/2015, a decrease of 6.0% while the amount of Tomato crop production reached 7.3 million tons in 2015 / 2016 versus 7.7 million tons in 2014/2015, a decrease of 5.4%.



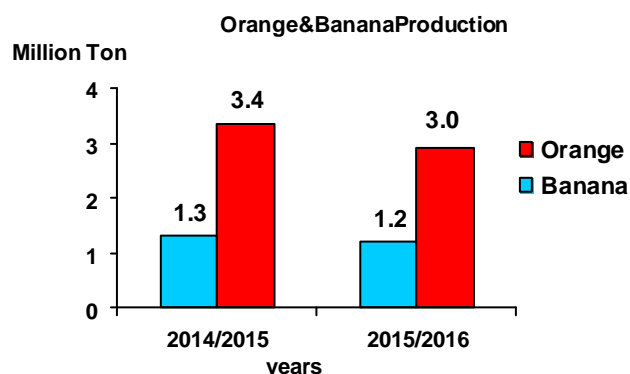
- Potatoes total area reached 376.6 thousand feddans in 2015 / 2016 versus 437.4 thousand feddan in 2014/2015, a decrease of 13.9% while the amount of potatoes crop production reached 4.1 million tons in 2015 / 2016 versus 5.0 million tons in 2014/2015, a decrease of 17.0 %.



- Oranges fruitful area reached 277.0 thousand Feddan in 2015 / 2016 versus 312.6 thousand feddan in 2014/2015, a decrease of 11.4% while the amount of oranges crop production reached 3.0 million tons in 2015 / 2016 versus 3.4 million tons in 2014/2015, a decrease of 12.3 %.



- Banana fruitful area reached 66.8 thousand feddan in 2015 / 2016 versus 65.5 thousand feddan in the 2014/2015, an increase of 1.9 % while the amount of Banana crop production reached 1.2 million tons in 2015 / 2016 versus 1.3 million tons in 2014/2015, a decrease of 7.6 %.



P.O. Box 2086 Salah Salem , Nasr City, Cairo, Egypt

Fax: (02)24024099 · National information center (02) 24024099· public relation :(02) 24020231

: Email: pres\_capmas@capmas.gov.eg

site : www.capmas.gov.eg the