



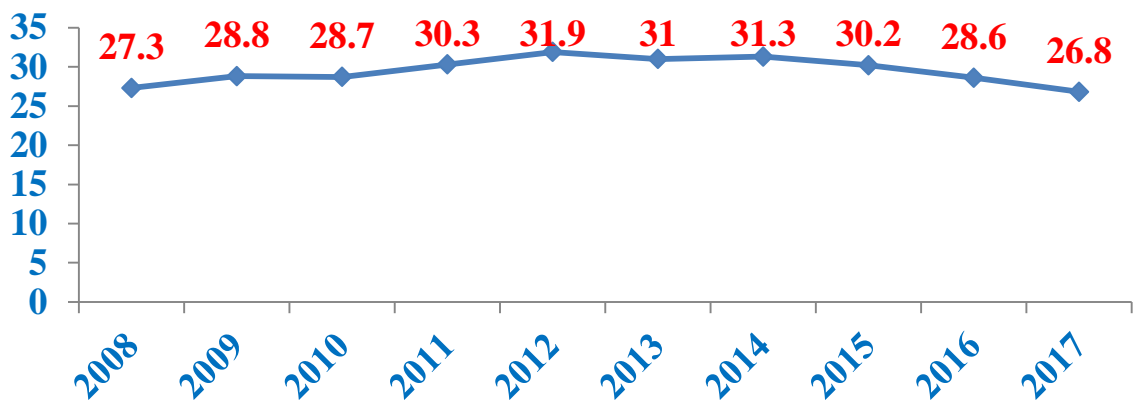
1.8 Per thousand Decline of the Crude Birth Rate in 2017

Central Agency for Public Mobilization and Statistics issued today / / 2018 the Annual Bulletin of Births and Deaths Statistics 2017 .The most important indicators are as follows:

2.557 Millions Live Birth 2017

- The number of live births reached 2557440 births in 2017 compared to 2600173 births in 2016, decline of %1.6, while the Crude Birth Rate reached 26.8 per thousand in 2017 compared to 28.6 per thousand in 2016.

Trend of The Crude Birth Rate (2008 -2017)



Stability of the Sex Ratio at Birth (105 Male per 100 Female)

- Sex ratio at birth reached 105 Male /100 Female in 2017, the same as it was in 2016.
- Male births reached 1308488 in 2017 compared to 1329425 in 2016, decline of 1.5 %.
- The number of female births reached 1247952 in 2017 compared to 1270748 in 2016, decline of 1.8 %.

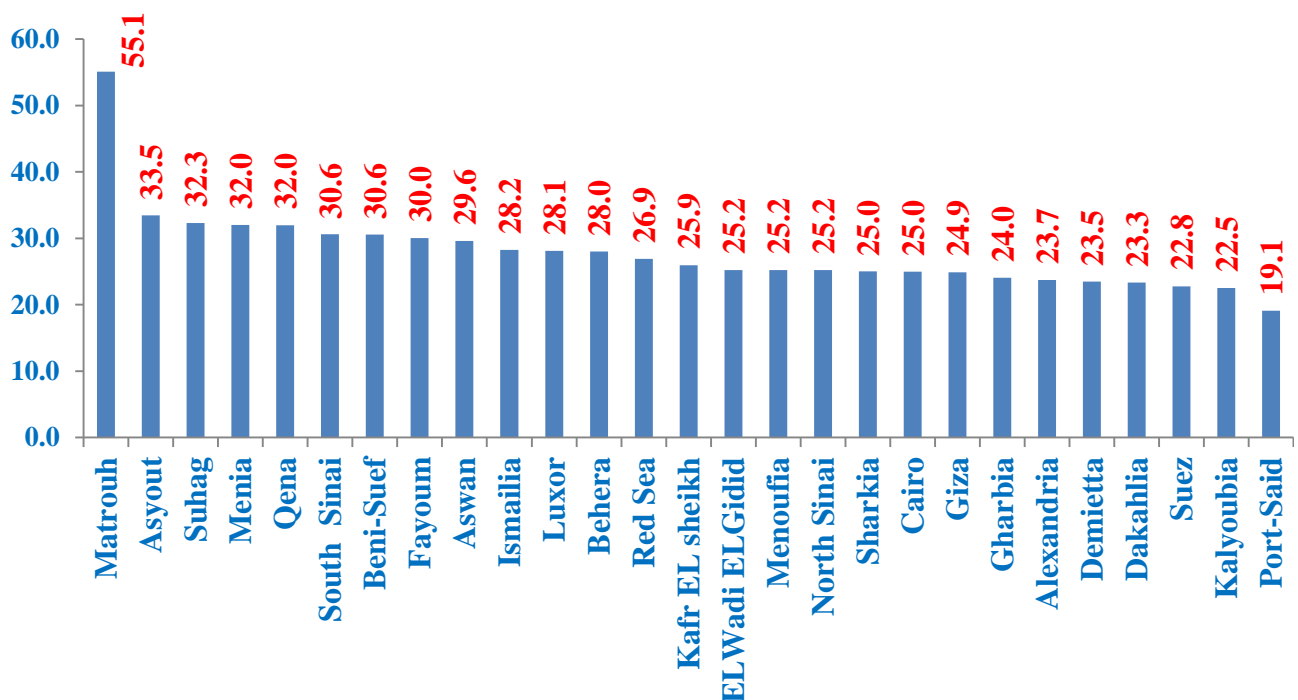
Slightly Higher of Urban Births Percentage

- Urban births reached 1292661, with 50.5 % of the total number of live births in 2017 compared to 1241469 with 47.7 % of the total number of live births in 2016.
- Rural births reached 1264779 with 49.5 % of the total number of live births in 2017 compared to 1358704 with 52.3 % of the total number of Live Births in 2016.

Cairo Ranked the First in Terms of the Number of Live Births (239112)

- Cairo was ranked the first in terms of the number of live births with 239112 in 2017 compared to 241248 in 2016, decline of 0.9 %.
- South Sinai was ranked the last in terms of the number of live births with 3140 in 2017 compared to 3372 in 2016, decline of 6.9 %.
- Matrouh recorded the highest Crude Birth Rate as it reached 55.1 per thousand in 2017 compared to 48.6 per thousand in 2016.
- Port-Said recorded the lowest Crude Birth Rate as it reached 19.1 per thousand in 2017 compared to 22.4 per thousand in 2016.

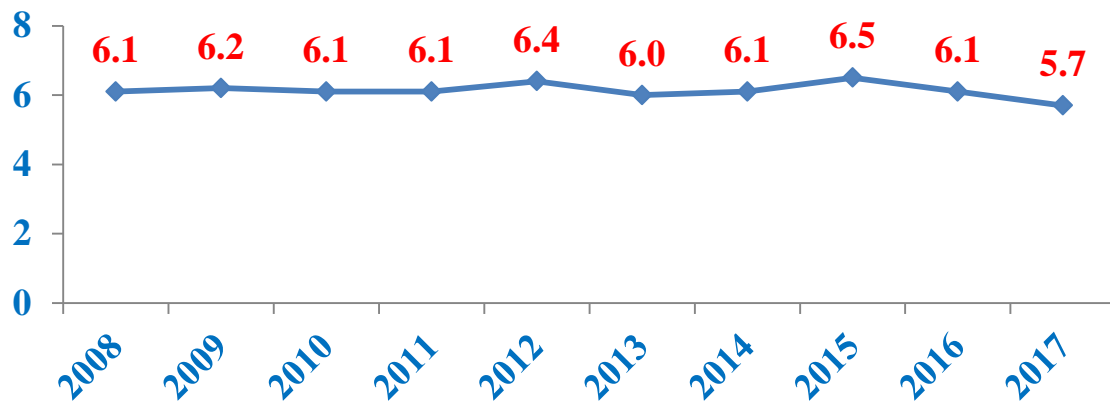
Crude Birth Rate According to the Governorates 2017



547 Thousands of Deaths in 2017

- The number of deaths reached 547208 in 2017 compared to 556148 in 2016, decline of 1.6 %. The Crude Death Rate reached 5.7 per thousand in 2017, compared to 6.1 per thousand in 2016.

Trend of The Crude Death Rate (2008-2017)



55 % is the Percentage of Male Deaths

- Male deaths reached 300898 in 2017 compared to 307024 in 2016, decline of 2%.
- Female deaths reached 246310 in 2017 compared to 260487 in 2016, decline of 1.1%.
- Percentage of male deaths reached 55 % of total deaths in 2017.

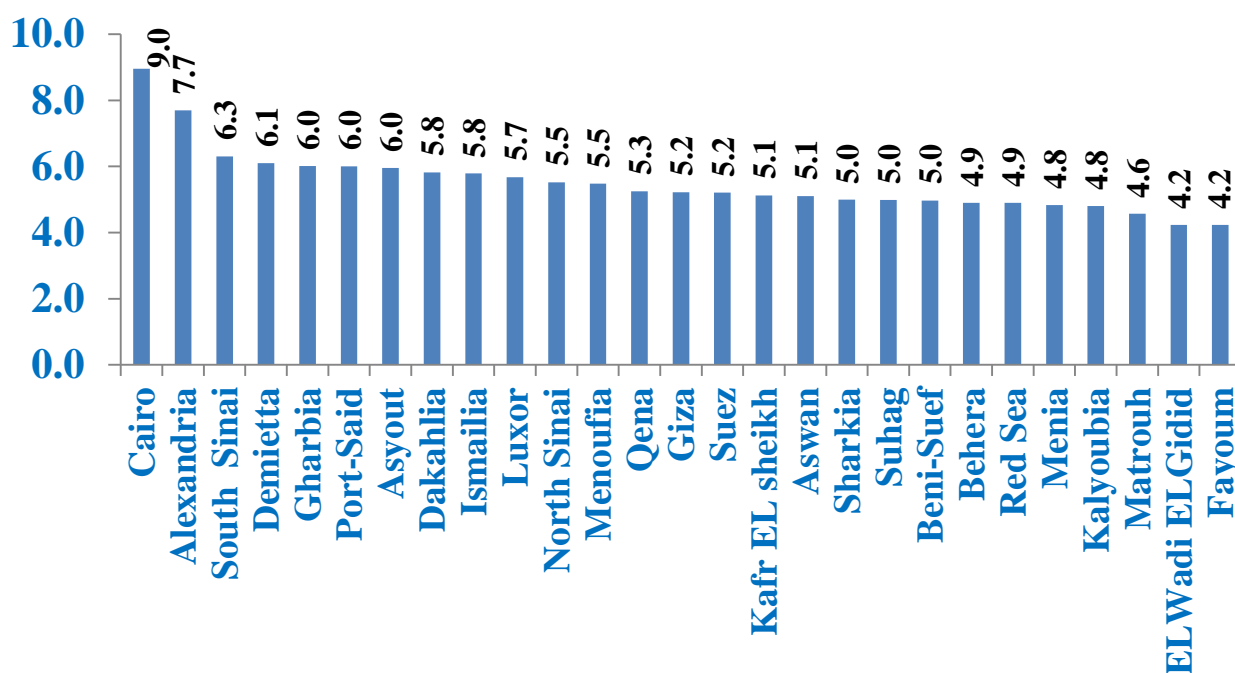
7.9 Per Thousand is the Urban Crude Death Rate

- Urban deaths reached 319978, with 58.5 % of the total number of deaths in 2017 compared to 319409 with 57.4 % of the total number of deaths in 2016. Urban Crude Death Rate reached 7.9 per thousand in 2017 compared to 8.2 per thousand in 2016.
- Rural births reached 227230 with 41.5 % of the total number of deaths in 2017 compared to 236739 with 42.6 % of the total number of deaths in 2016. Rural Crude Death Rate was 4.1 per thousand in 2017 while it was 4.5 in 2016.

Cairo Was Ranked the First in Terms of the Number of Deaths (85708)

- Cairo was ranked the first in terms of the number of deaths with 85708 in 2017 compared to 85681 in 2016, increase of 0.03 %. Cairo recorded also the highest crude death rate, 9.0 per thousand in 2017, the same as it was in 2016.
- South Sinai was ranked the last in terms of the number of deaths with 651 in 2017 compared to 634 in 2016, decline of 2.7 %.
- Fayoum recorded the lowest crude death rate, 4.2 per thousand in 2017 compared to 4.6 per thousand in 2016.

Crude Death Rate According to the Governorates



1.6 % is the decline of Infant Mortality in 2017

- The number of Infant deaths (less than one year) reached 38685 in 2017 Compared to 39301 in 2016, decline of 1.6 %. Infant Mortality Rate recorded 15.1 per thousand live births in 2017 as it was in 2016.
- The number of Under 5 mortality reached 49869 in 2017 Compared to 50948 in 2016, decline of 2.1 %. Under 5 Mortality Rate declined from 19.6 per thousand in 2016 to 19.5 per thousand in 2017.

A slight Decline of the Number and Rate of natural Increase in 2017, 34 thousand populations

- The population natural increase declined from 2.044 million in 2016 to 2.010 million in 2017 by decrease of 34 thousand populations .
- The Rate of Natural Increase declined from 22.5 per thousand in 2016 to 21.1 per thousand in 2016, decline of 1.4 per thousand.
-

Trend of The Rate of Natural Increase (2008-2017)

