

connection water (conn_water)

???: all data 2011

???? ????

???: ????? ???? ?????: 372384 (80395806880)
????: numeric ???? : 7350 (0)
???: 1
????: 0
????: 1-3

???????

connection water

?????? ? ??????????

?????

All households




?????? ??????

Connection of dwelling with the Utility of water

???? ??????????

Questionnaire

??????

??????	?????	??????	Weighted
1	343235	7.4374544024e+010	 92.5%
2	23821	4.884413477e+009	 6.1%
3	5328	1136849379	 1.4%
Sysmiss	7350	0	

????? : ??? ?????? ??? ???? ?????? ??????? ? ???? ?????? ? ???? ?????? ??????? . ? ???? ????? ?????? ????? ?????? ??????
?????????