

# previous place of residence\_urban/rural (prres\_urbrur)

???: all data 2011

## ???? ????

---

???: ?????      ???? ?????: 372384 (80395806880)  
????: numeric    ???? : 7350 (0)  
???: 1  
????: 0  
????: 0-2

???????

previous place of residence\_urban/rural

## ?????? ? ??????????

---

?????

All current members of households

?????? ??????




What is your previous place of residence that differ from your current one?

Urban/Rural

???? ??????????

Questionnaire

### ??????

??????	?????	??????	Weighted
0	354722	7.6555322721e+010	 95.2%
1	9275	2045395618	 2.5%
2	8387	1795088541	 2.2%
Sysmiss	7350	0	

????? : ??? ??????? ???? ??? ?????? ????????? ?? ????? ????????? ? ??? ?????? ????????? . ? ??? ????? ?????? ????? ?????? ??????  
?????????