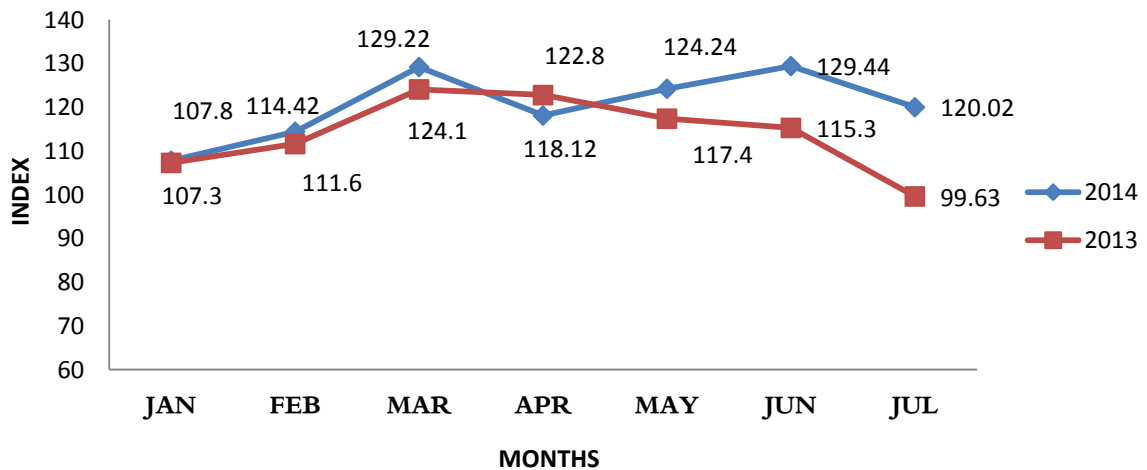




**7.3% decrease in the production index of manufacturing and extractive
During July 2014 compared to June 2014**

Central Agency for public mobilization and statistics (CAPMAS) issued day / /2014 metadata index for manufacturing and extractive production for July 2014 according to the base year 2006/2007, most important indicators are as follows:

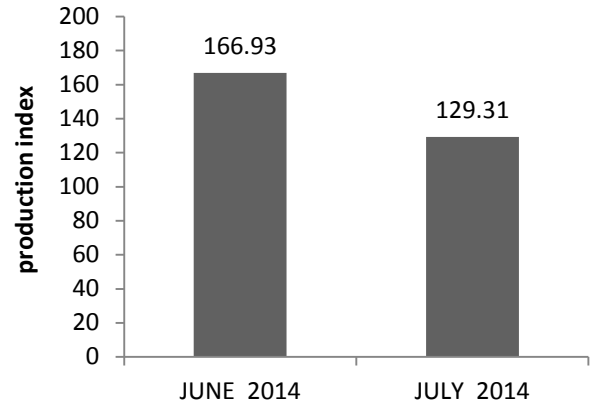
The monthly index of manufacturing and extractive from Jan- Jun during 2013-2014



The production index of manufacturing and extractive (without crude oil and petroleum products) reached 120.02 in July 2014, a decrease of 7.3% compare to June 2014, as it reached 129.44 during June 2014.

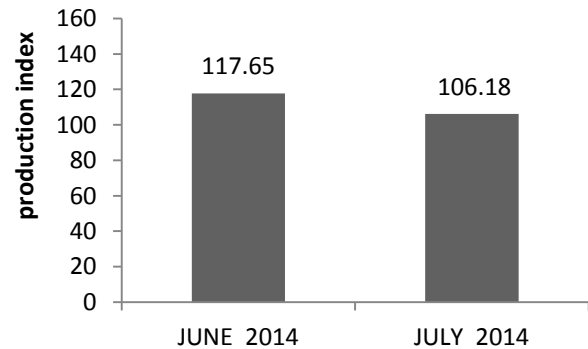
- Manufacturing food products possess the lowest percentage of the general index as it reached 129.31 during July 2014 compared to 166.93 in June 2014, with 22.5% low because, one of sugar company has stopped production.

Manufacture of food products



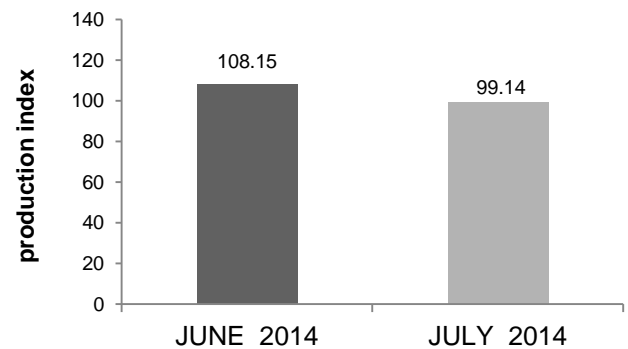
- Total index for Manufacture of paper products reached 106.18 during July 2014 vs. 117.65 in June 2014, at the low of 9.7% because, there is a strike in one big factory for the manufacture of paper.

Manufacture of paper products



- Total index for Manufacture of non-metallic minerals (brick, glass and cement) products reached 99.14 during July 2014 compared to 108.15 during June 2014 decreasing to 8.3% Due to weak of power supply.

Manufacture of non-metallic minerals (brick, glass and cement) products



ص.ب. 2086 صلاح سالم - مدينة نصر / القاهرة، Egypt P.O. Box 2086 Salah Salem, Nasr City, Cairo, Egypt
العلاقات العامة 24020231 (02) - المركز القومي : 24020574 (02) - فاكس رئاسة الجهاز: 24024099 (02)

البريد الإلكتروني : [Email:pres_capmas@capmas.gov.eg](mailto:pres_capmas@capmas.gov.eg) موقع الجهاز : www.capmas.gov.eg