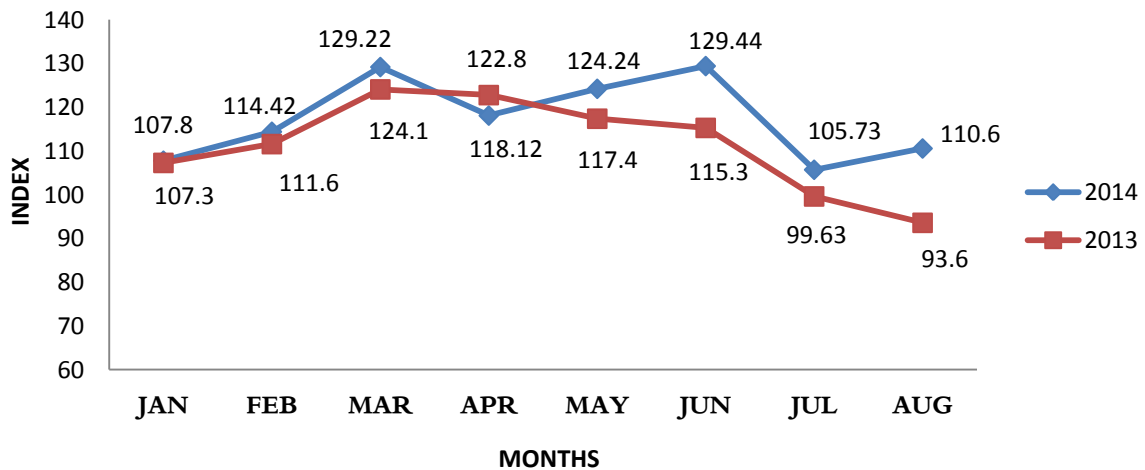




**4.6% increase in the production index of manufacturing and extractive
During August 2014 compared to July 2014**

Central Agency for public mobilization and statistics (CAPMAS) issued on / / 2014 metadata of the production index for manufacturing and extractive for August 2014 according to the base year 2006/2007, most important indicators are as follows:

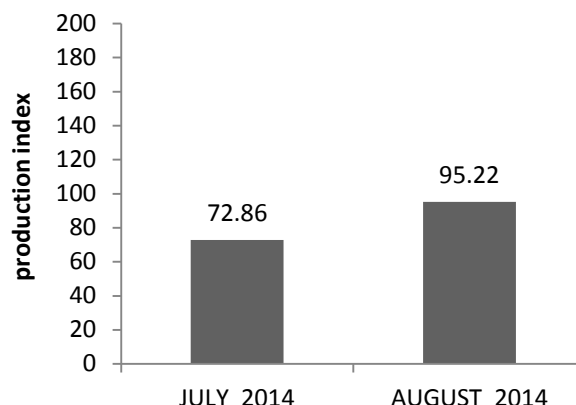
The monthly index of manufacturing and extractive from Jan- Aug. during 2013-2014



The production index of manufacturing and extractive (without crude oil and petroleum products) reached 110.60 in August 2014, an increase of 4.6% compared to July 2014, as it reached 105.73 during July 2014 due to high operating rates after end of Ramadan month and Eid-alfitr.

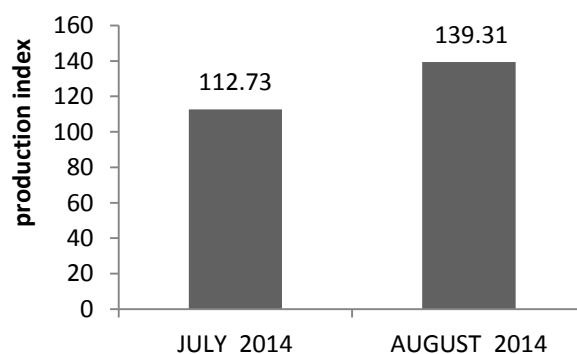
- Total index for Manufacture of tobacco products reached 95.22 during August 2014 compared to 72.86 in July 2014, an increase of 30.7% due to increased demand for the product and full working shifts after Ramadan month.

Manufacture of tobacco products



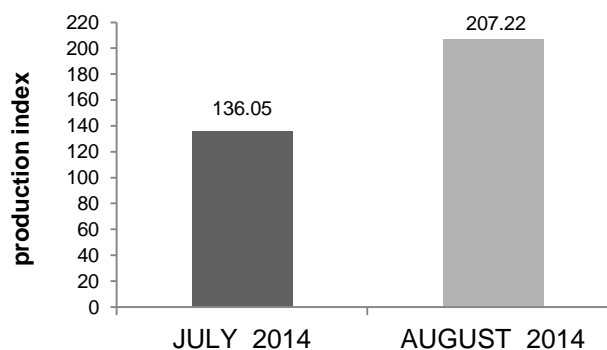
- Total index for Manufacture of machinery and equipment products reached 139.31 during August 2014 vs. 112.73 in July 2014, an increase of 23.6% due to little increase in production rates.

Manufacture of machinery and equipment



- Total index for Manufacture motor vehicles, trailers and semi-trailers reached 207.16 during August 2014 compared to 136.05 during July 2014, an increase of 52.3% Due to increased demand for production and working full time. (full shifts)

Manufacture of motor vehicles, trailers and semi-trailers



ص.ب. ٢٠٨٦ صلاح سالم - مدينة نصر / القاهرة Egypt, P.O. Box 2086 Salah Salem, Nasr City, Cairo, Egypt
العلاقات العامة ٢٤٠٢٠٢٣١ (٠٢) - المركز القومي : ٢٤٠٢٠٥٧٤ (٠٢) - فاكس رئاسة الجهاز : ٢٤٠٢٤٠٩٩ (٠٢)

البريد الإلكتروني : [Email:pres_capmas@capmas.gov.eg](mailto:pres_capmas@capmas.gov.eg) موقع الجهاز : www.capmas.gov.eg