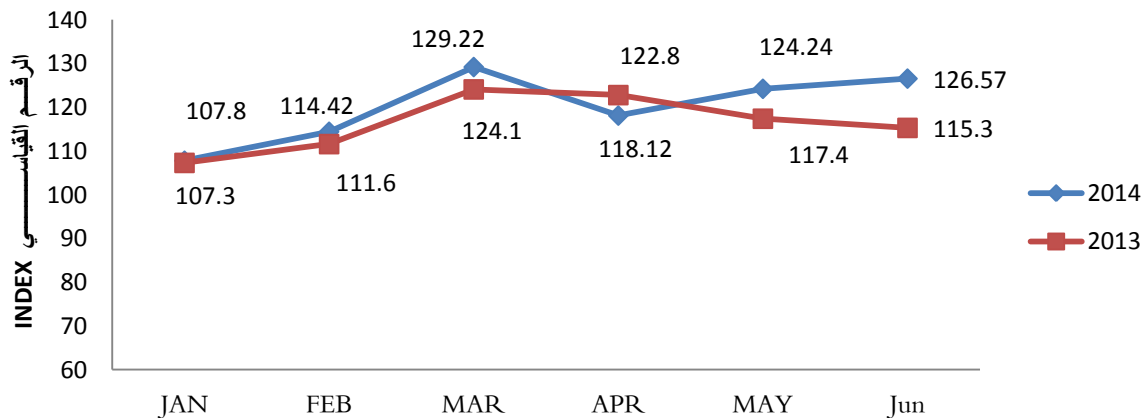




1.9% rise in the production index of manufacturing and extractive During June 2014 compared to May 2014

Central Agency for public mobilization and statistics (CAPMAS) issued day / /2014 metadata index for manufacturing and extractive production for June 2014 according to the base year 2006/2007, most important indicators are as follows:

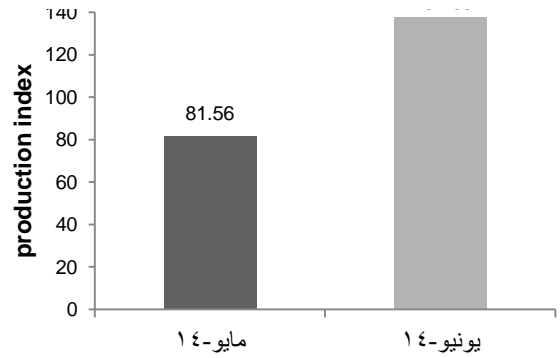
The monthly index of manufacturing and extractive from Jan- Jun during 2013-2014



The production index of manufacturing and extractive (without crude oil and petroleum products) reached ١٢٦,٥٧ in June 2014, an increase of 1.9% compare to May 2014, as it reached 124.24 during May 2014.

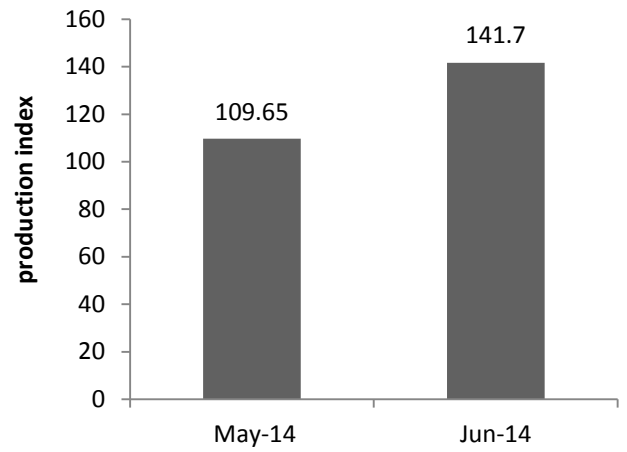
- Manufacture of beverages activity possess the highest percentage of high general index as it reached 137.68 during June 2014 compared to 81.56 during May 2014 rising to 68.8% due to summer season and preparing for Ramadan □

Manufacture of beverages



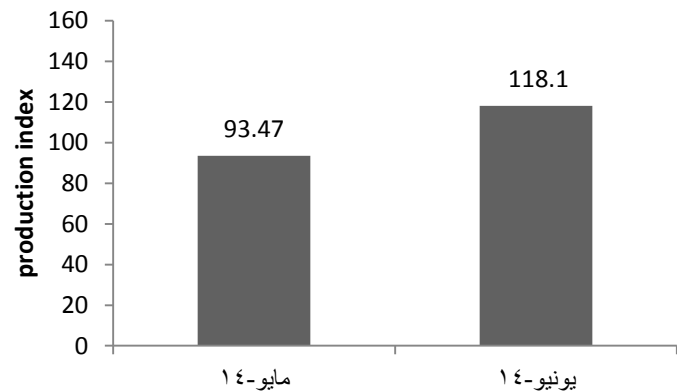
- Total index for manufacturing chemicals and chemical products reached 141.7 during June 2014 compared to 109.65 in May 2014, at the high of 29.2% because of the high production of fertilizers to cover the requirements of the agricultural With the government to provide its energy supply

Manufacture of chemicals and chemical products



- Total index for Manufacture of wearing apparel reached 118.1 during June 2014 vs. 93.47 in May 2014, at the high of 26.3% due to preparing to stop for a period of Ramadan and the Eid al-Fitr, which followed.

Manufacture of wearing apparel



ص.ب. ٢٠٨٦ صلاح سالم - مدينة نصر / القاهرة Egypt P.O. Box 2086 Salah Salem, Nasr City, Cairo, Egypt
العلاقات العامة ٢٤٠٢٠٢٣١ (٠٢) - المركز القومي : ٢٤٠٢٠٥٧٤ (٠٢) - فاكس رئاسة الجهاز: ٢٤٠٢٤٠٩٩ (٠٢)

البريد الإلكتروني: [Email:pres_capmas@capmas.gov.eg](mailto:pres_capmas@capmas.gov.eg) موقع الجهاز: www.capmas.gov.eg