



PRESS RELEASE



Central Agency for Public Mobilization and Statistics

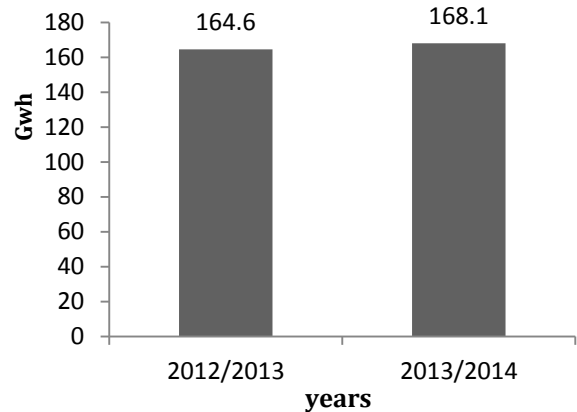
2.1% Increase in the generated electricity energy in 2013/2014

Central Agency for Public Mobilization and Statistics (CAPMAS) issued on /08/2015, the Annual Bulletin of the electricity and energy statistics 2013/2014.

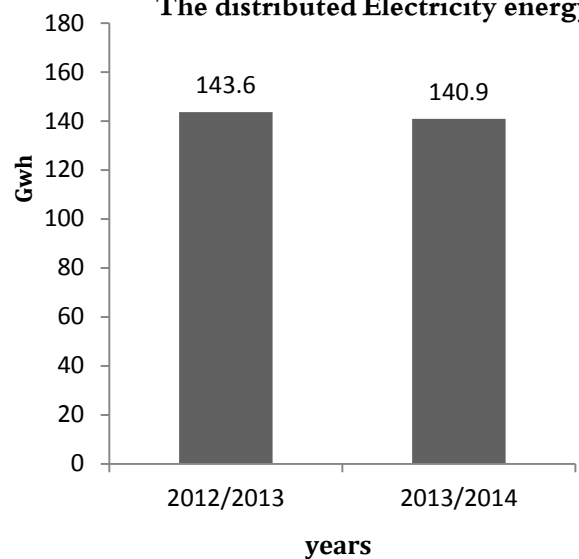
The most important indicators are:

- The generated electricity energy reached 168.0 Gwh in 2013 / 2014 compared to 164.6 Gwh in 2012/2013, an increase of 2.1 %.
- The Per capita of the total generated electricity energy reached 1960 Kwh in 2013/2014 compared to 1968 Kwh in 2012/2013, a decline of 0.4 %.
- The distributed electricity energy reached 143.6 Gwh in 2013/2014 compared to 140.9 Gwh in 2012/2013, an increase of 1.9%.
- The Per capita of the total distributed electricity energy reached 1674.5 Kwh in 2013/2014 compared to 1741.7 Kwh in 2012/2013, a decline of 3.9 %.
- The distributed electricity energy in the residential sector reached 59.0 Gwh in 2013/2014 compared to 64.8 Gwh in 2012/2013, a decline of 8.9 %.

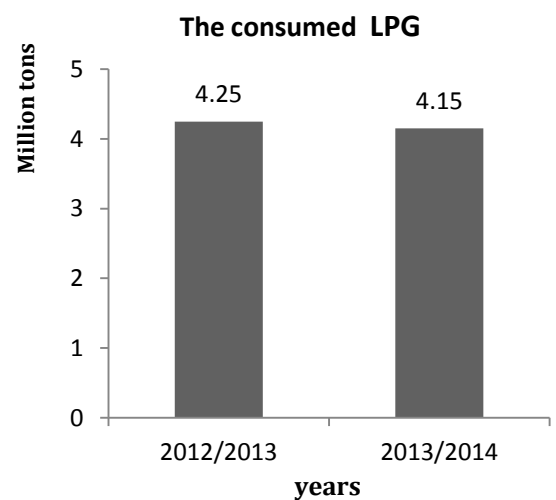
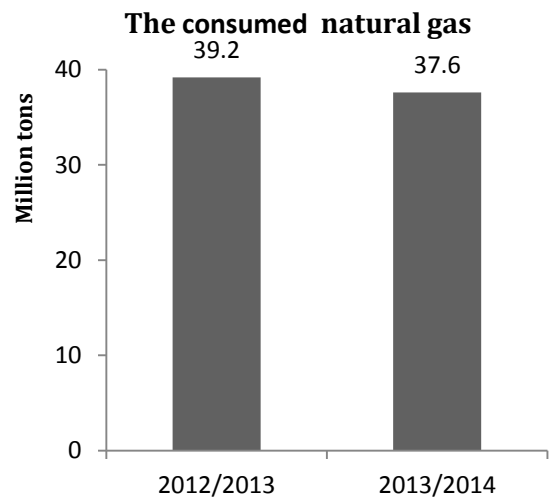
The generated electricity energy



The distributed Electricity energy



- The consumed natural gas reached 37.6 M.T in 2013/2014 compared to 39.2 M.T in 2012/2013, a decline of 4.2%.
- The Per capita of the distributed natural gas reached to 0.4 Ton in 2013/2014 compared to 0.47 Ton in 2012/2013
- The consumed LPG reached 4.16 M.T in 2013/2014 compared to 4.25 M.T in 2012/2013 a decline of 2.1%.
- The Per capita of the distributed LPG reached 0.05 Ton in 2013/2014 which is the same amount in 2012/2013.



P.O. Box 2086 Salah salem ,Nasr City , Cairo, Egypt

Public relations: -(02)24020231 NIC Tel. (02)24020574 Fax : (02)24024099

Email: pres_capmas@capmas.gov.eg

website: www.capmas.gov.eg