



PRESS RELEASE



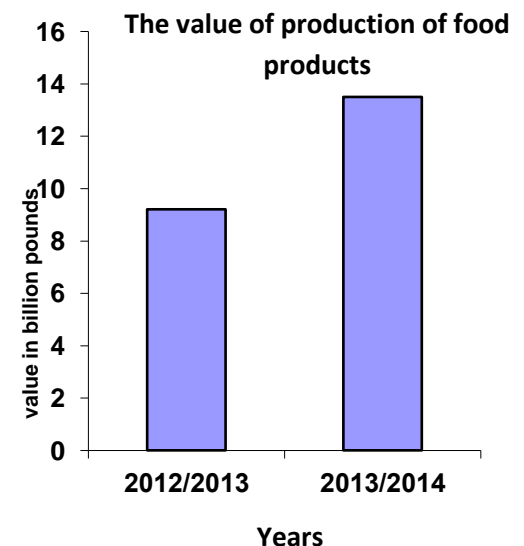
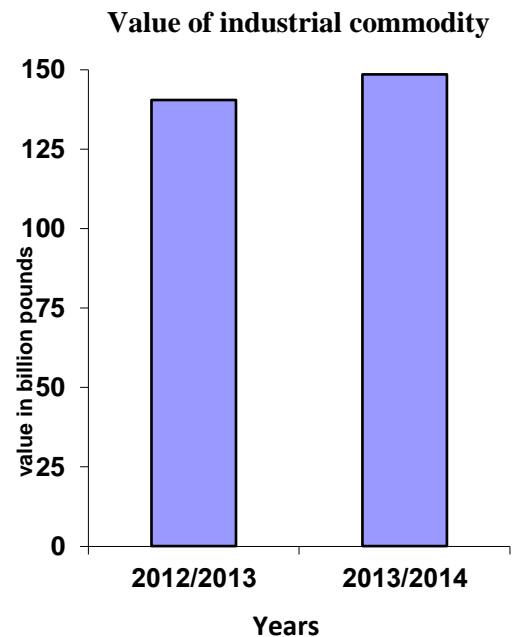
Central Agency for Public Mobilization and Statistics

5.7% increase in the value of industrial commodity production for public/public business sector 2013/2014

Central Agency for Public Mobilization and Statistics (capmas) issued on , / / 2015, the annual bulletin of industrial commodity statistics for public / public business sector 2013/2014.

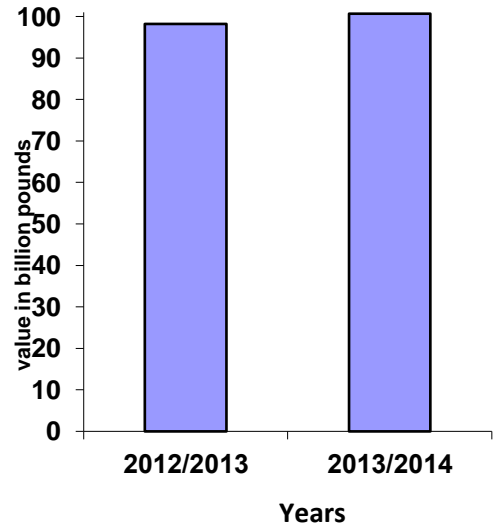
The most important indicators are as follows:

- The value of industrial commodity production reached 148.4 billion pounds in 2013/2014 compared to 140.4 billion pounds in 2012/2013, an increase of 5.7% Because of the high industrial commodity production value for some activities such as food.
- The value of production of food products reached 13.5 billion pounds in 2013/2014 compared to 9.2 billion pounds in 2012/2013, an increase of 46.9% because some factories return to work at full capacity.



- The value of production of Coke oven , refined petroleum products and nuclear fuel reached 100.7 billion pounds in 2013/2014 compared to 98.2 billion pounds in 2012/2013, an increase of 2.5%.

The value of production of coke oven , refined petroleum products and nuclear fuel



- The value of basic chemicals, other chemical products and fibers reached 9.0 billion pounds in 2013/2014 compared to 9.1 billion pounds in 2012/2013, decrease of 1.3%

The value of basic chemicals, other chemical products and fibers

