

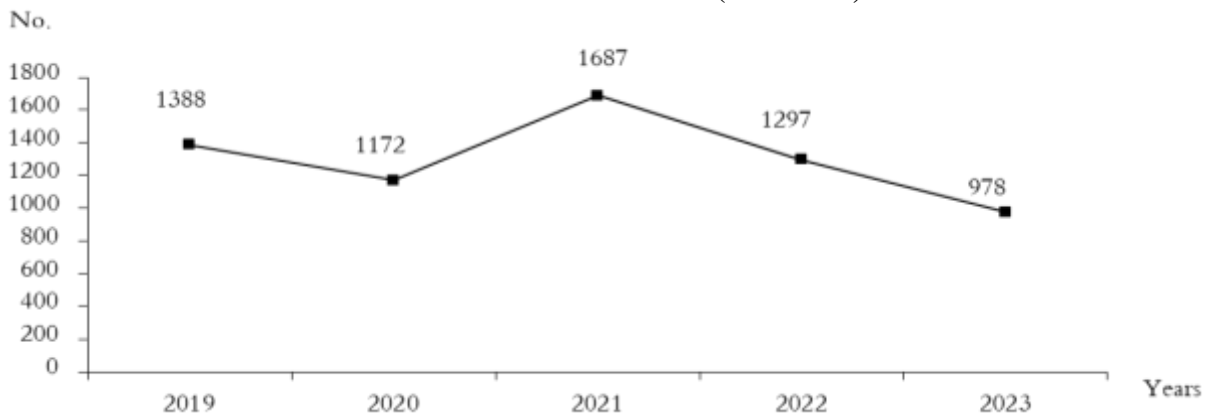


48.5 % of total foreign employees are from European countries in 2023

Central Agency for Public Mobilization and Statistics issued today / / 2024
"Annual Bulletin for Foreign Employees in Governmental & Public/Public Business Sectors 2023".

- Total number of foreign employees in governmental, public / public business sectors reached 978 foreigners (888 males by 90.8%, 90 females by 9.2%) in 2023 compared to 1297 foreigners in 2022, a decrease by 24.6%.

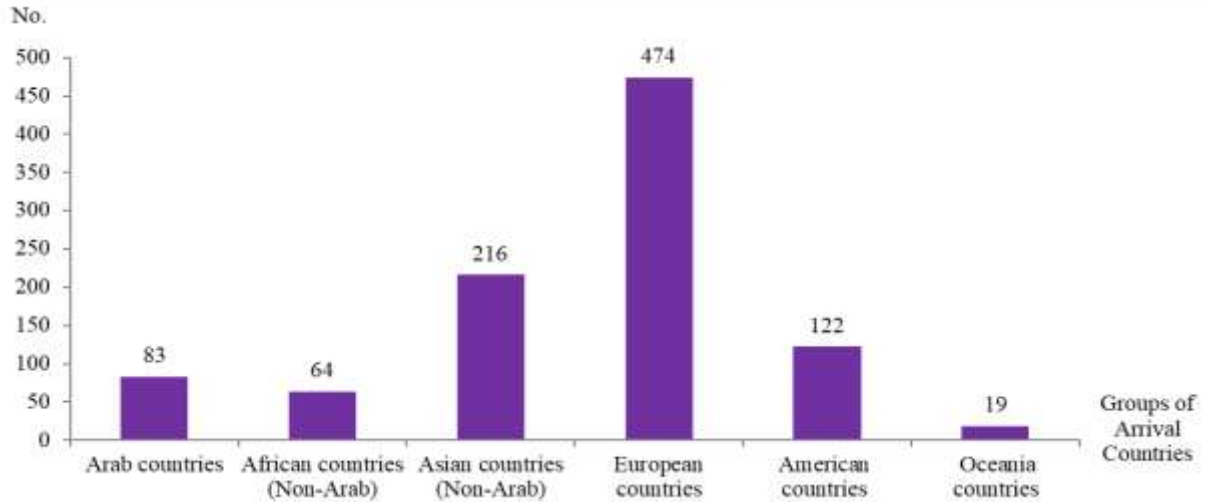
Development of number of Foreign Employees in Governmental & Public/Public Business Sectors (2019-2023)



- European countries represent the largest number of total foreigner Employees in governmental &, public / public business sectors in 2023 which reached 474 foreigners by 48.5 %, followed by Asian countries (non-Arab) 216 foreigners by 22.1%, while Oceania countries (Australia, New Zealand,...etc) represent the lowest numbers which reached 19 foreigners only by 1.9%.

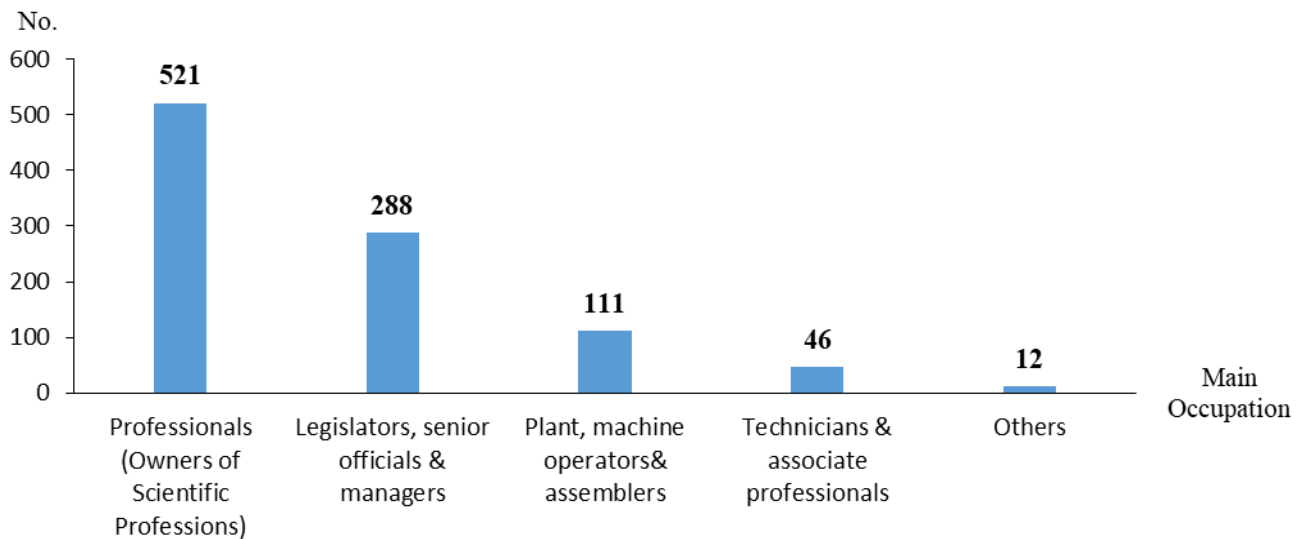
Foreign Employees In Governmental & Public/Public Business Sectors

according to Groups of arrivals Countries 2023



- Professionals (Owners of Scientific Professions) represent the largest number which reached 521 foreigners by 53.3%, followed by Legislators, senior officials & managers 288 foreigners by 29.4%, followed by Plant, machine operators & assemblers reaching 111 foreigners by 11.3 % of total number of foreigners.

Foreign Employees In Governmental & Public/Public Business Sectors according to Main Occupation 2023



- Number of employees that renew work contracts in governmental and public / public business sectors reached 695 foreigners by 71.1 %, while the number of contracts for the first time reached 283 by 28.9% in 2023.

P.O. Box 2086 Salah Salem, Nasr City, Cairo, Egypt

Telephone: Public Relations: (02) 24020231. IBSC: (02) 24002706

Fax of CAPMAS chairmanship: 24024099

E-mail: pres_capmas@capmas.gov.eg

Website: www.capmas.gov.eg