

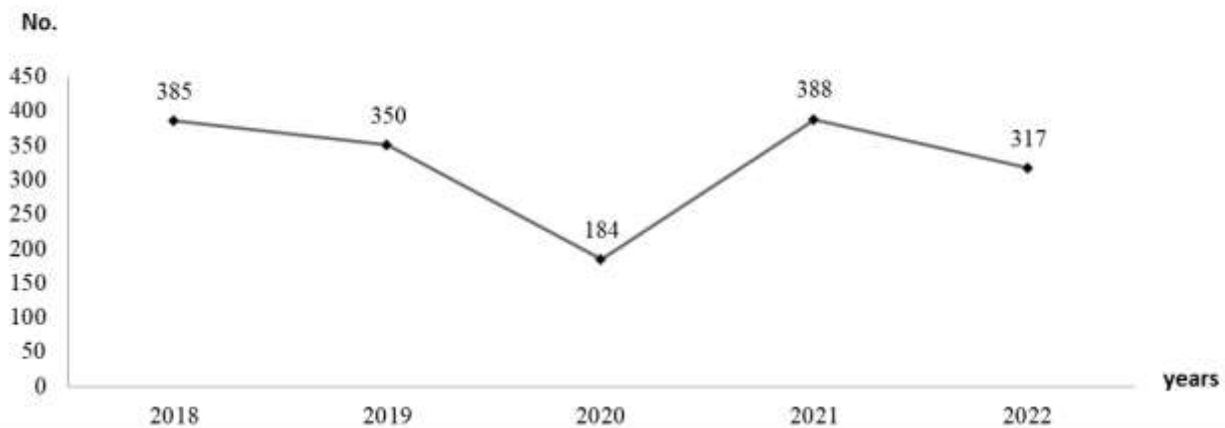


Number of Egyptians Obtained Approval for Emigration & Egyptians acquired Emigration Status increases from 388 emigrants in 2021 to 317 emigrants in 2022

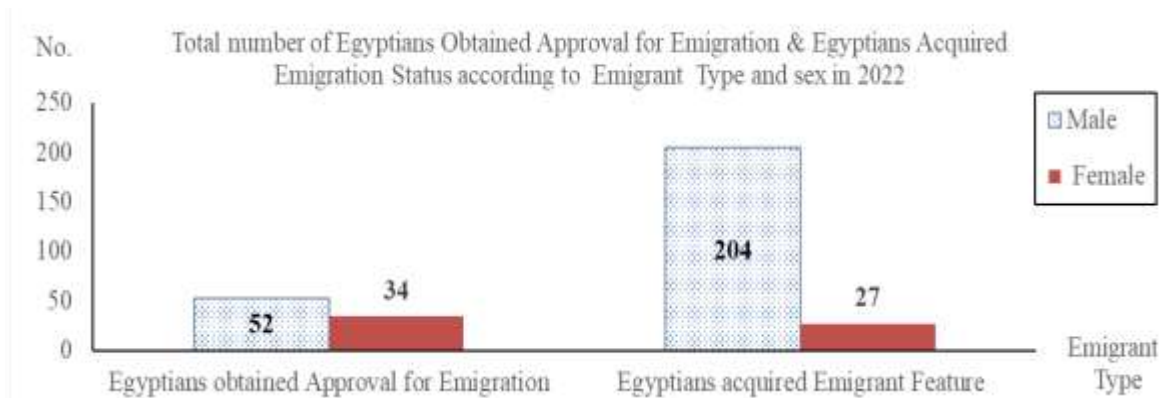
Central agency for Public Mobilization and Statistics issued today: / / 2023 “Annual Bulletin of Egyptians Obtained Approval for Emigration & Egyptians Acquired another Nationality 2022”. The most important statistical indicators are as follows:

Total number of Egyptians Obtained Approval for Emigration & Egyptians acquired Emigration Status reached 317 emigrants in 2022 (86 emigrants and 231 acquired Emigration Status), compared to 388 emigrants in 2021 with a decrease of 18.3%

Development of Egyptians Obtained Approval for Emigration & Egyptians Acquired Emigration Status (2018-2022)



- Total Number of Egyptians obtained approval for emigration & Egyptians acquired emigration Status reached 317 (253 originally emigrants by 79.8%, and 64 accompanied emigrants by 20.2%) in 2022.
- Number of Egyptians Obtained Approval for Emigration & Egyptians acquired emigration Status of male reached 256 male emigrants by 80.8% (52 Egyptians male obtained approval for Emigration by 16.4%.
- Number of Egyptians Obtained Approval for Emigration & Egyptians acquired emigration Status of female reached 204 Egyptians female Acquired Emigration Status by 64.4%) and 61 female emigrants by 19.2% of the total number of emigrants (34 female obtained approval for Emigration by 10.7% & 27 Female Acquired Emigration Status by 8.5%).

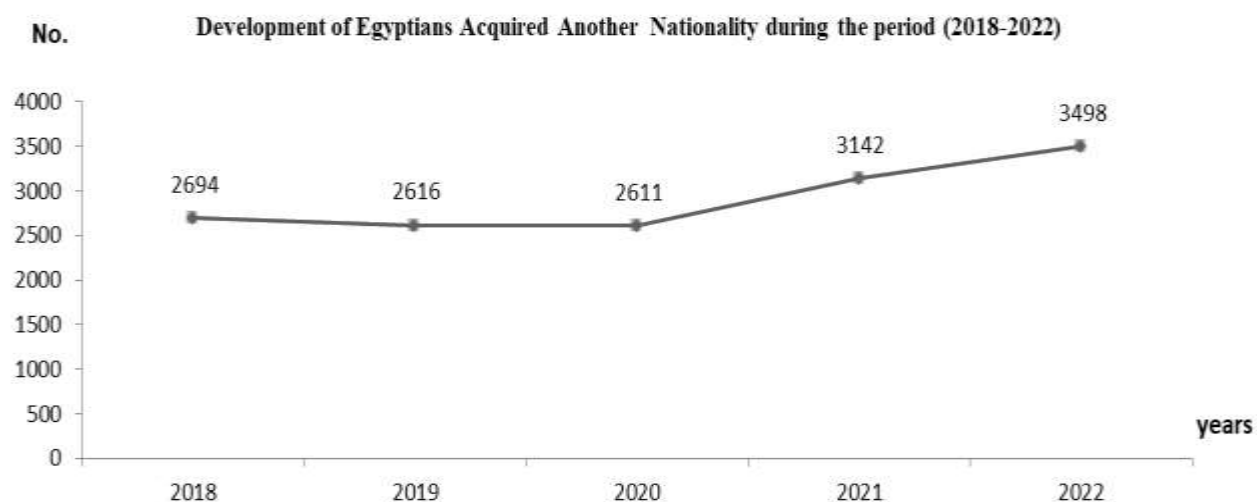


USA rated the first in number of Egyptians Obtained Approval for Emigration & Egyptians Acquired Emigration Status by 44.8% in 2022

- USA rated the first in regards to number of Egyptians obtained approval for emigration & Egyptians acquired emigration status in 2022, with 142 emigrants by 44.8%, followed by Italy with 83 emigrants by 26.2%, then Canada with 51 migrants, 16.1% of the total number of emigrants.
- The age group (40 - 44 years) came first in terms of the number of Egyptians obtained approval for emigration & Egyptians acquired emigration status reached 58 migrants by 18.3% of the total number of emigrants.
- Married couples category occupied the largest share of number of Egyptians obtained approval for emigration & Egyptians acquired emigration status, with 216 emigrants by 78.5% of total emigrants at marriage age (18 years and over for males and females).
- Emigrants with university degree ranked the first in terms of number of Egyptians obtained approval for emigration & Egyptians acquired emigration status reached 150 emigrants by 49% of total emigrants at education age (10 years and over).
- The category of Professionals occupied the largest share of number of Egyptians Obtained Approval for Emigration & Egyptians Acquired Emigration Status reached 128 emigrants by 44.1%.
- Private Sector occupied the largest share of number of Egyptians obtained approval for emigration & Egyptians acquired emigration status with 207 Emigrants by 66.6 %, followed by Emigrants who did not work such as housewives, Fresh graduates and full-time students (other) with 77 emigrants by 24.8% of total emigrants at work age (6 years and above).

11.3% an increase of Egyptians who acquired foreign nationalities in 2022.

- Number of Egyptians who acquired foreign nationalities reached 3498 Egyptians in 2022, compared to 3142 Egyptians in 2021, an increase by 11.3% (2100 Egyptians obtained naturalization permission while retaining Egyptian citizenship by 60% and 1398 Egyptians who obtained naturalization permission while not retaining Egyptian nationality by 40%).



P.O. Box 2086 Salah Salem, Nasr City, Cairo, Egypt
Telephone: Public Relations: (02) 24020231. IBSC: (02) 24002706
Fax of CAPMAS chairmanship: 24024099 E-mail: pres_capmas@capmas.gov.eg Website:
www.capmas.gov.eg