

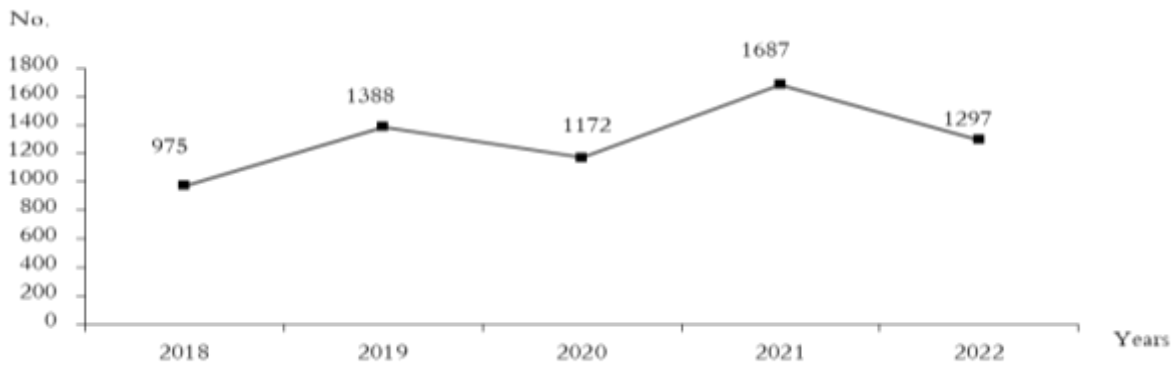


23.1 % decrease in number of foreign Employees in Governmental & Public/Public Business Sectors in 2022

Central Agency for Public Mobilization and Statistics issued today / / 2023
"Annual Bulletin for Foreign Employees in Governmental & Public/Public Business Sectors 2022".

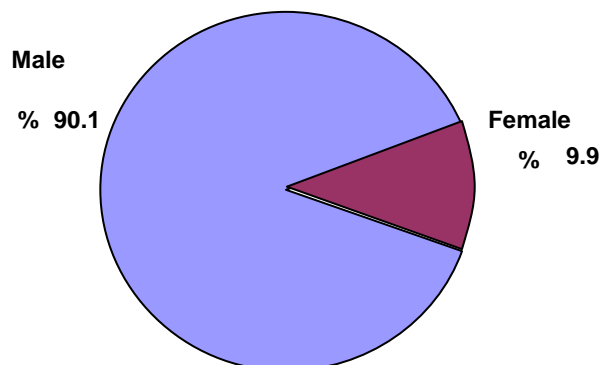
- Total number of foreign employees in governmental, public / public business sectors reached 1297 foreigners in 2022 compared to 1687 foreigners in 2021, a decrease by 23.1%.

Development of number of Foreign Employees in Governmental & Public/Public Business Sectors (2018-2022)



- Number of foreign male employees in governmental, public / public business sectors reached 1169 male foreigners by 90.1%, while the number female foreigners reached 128 female foreigners by 9.9% in 2022.

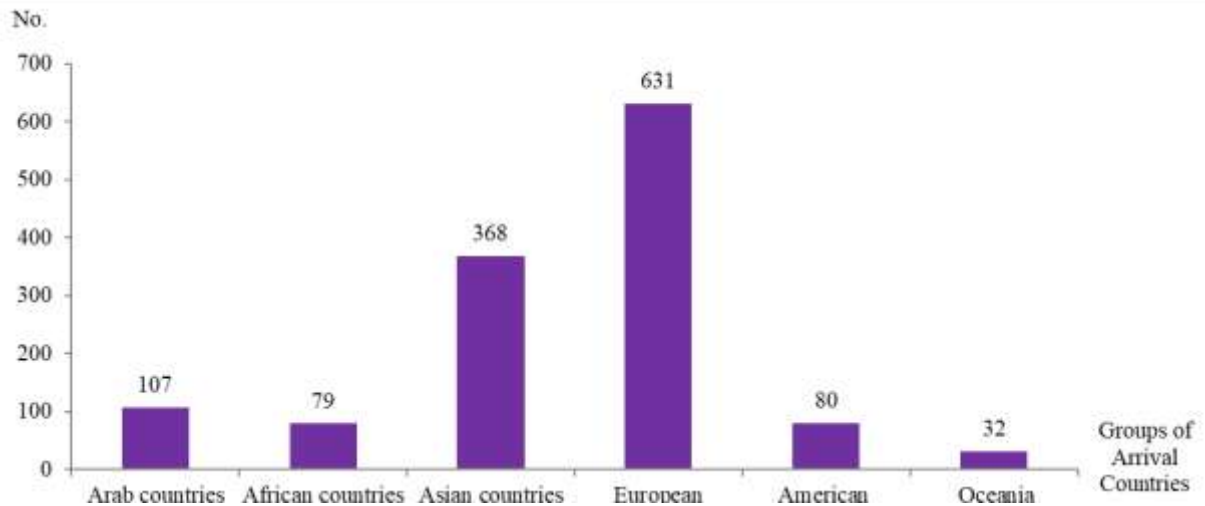
Percentage distribution of Foreign Employees in Governmental & Public/Public Business Sectors according to sex 2022



48.7 % of total foreign employees are from European countries in 2022

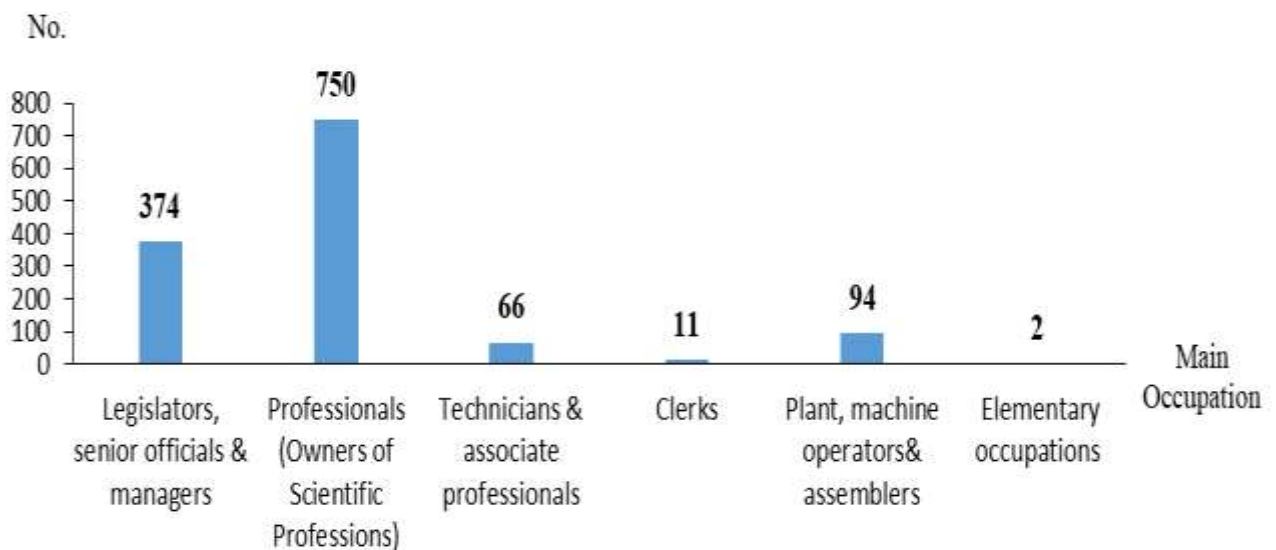
- European countries represent the largest number of foreign Employees in governmental &, public / public business sectors in 2022 that reached 631 foreigners by 48.7 %, followed by Asian countries (non-Arab) 368 foreigners by 28.4%, while Oceania countries (Australia, New Zealand, New Guinea,...etc) represent the lowest numbers with 32 foreigners only by 2.5%

**Foreign Employees In Governmental & Public/Public Business Sectors
according to Groups of arrivals Countries 2022**



- Foreigners with university degree represent the largest number that reached 884 foreigners by 68.2%, followed by above university degree 244 foreigners by 18.8% .
- Professionals (Owners of Scientific Professions) represent the largest number that reached 750 foreigners by 57.8%, followed by Legislators, senior officials & managers 374 foreigners by 28.8%, followed by Plant, machine operators& assemblers reaching 94 foreigners by 7.2 % of total number of foreigners.

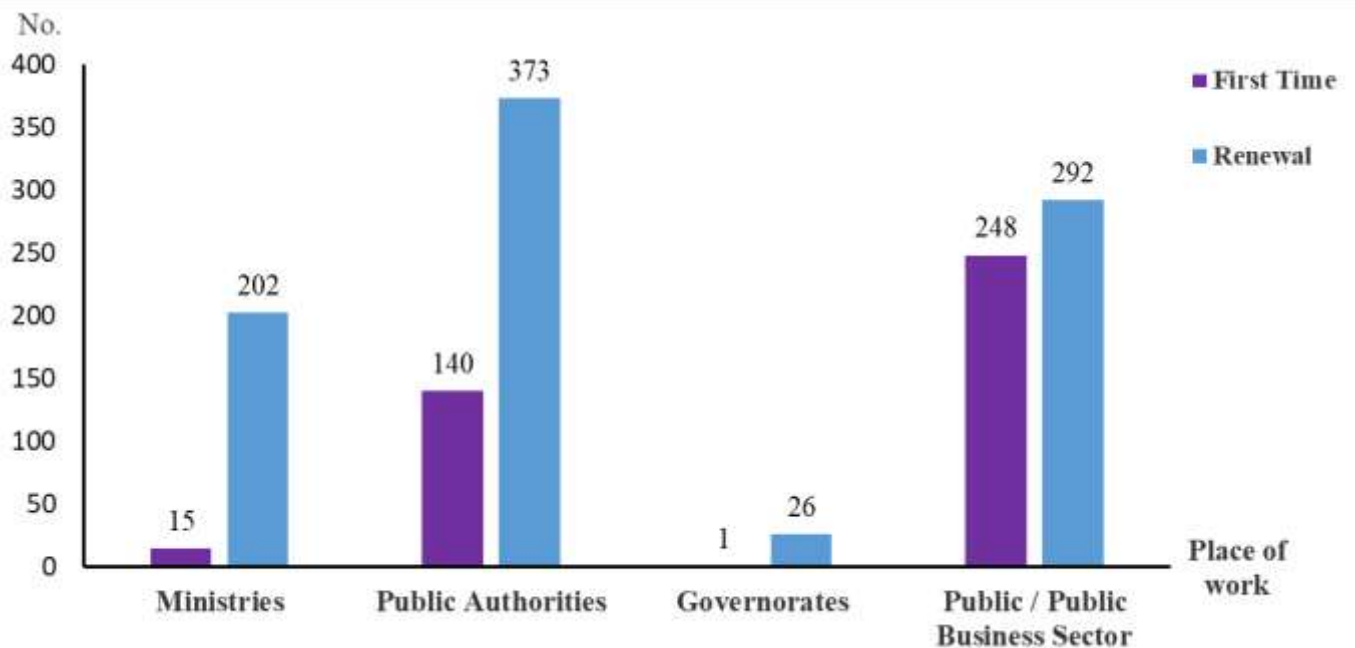
**Foreign Employees In Governmental & Public/Public Business Sectors
according to Main Occupation 2022**



41.6% of total foreign workers working in public / public business sectors 2022

- Foreign employees in public / public business sectors represent the largest number reaching 540 foreigners by 41.6% followed by foreign employees in public authorities 513 foreigners by 39.6% (most of them work in Egyptian General Petroleum Corporation (EGPC) & Egyptian Mineral Resources Auth. (EMRA) & National Media Authority (Formerly Radio and Television Union)).
- Number of Foreign employees who renewed work contracts in governmental and public / public business sectors reached 893 foreigners by 68.9 %, while the number of contracts for the first time reached 404 by 31.1% in 2022.

Foreign Employees in Governmental & Public/Public Business Sectors according to workplace and type of contract 2022



P.O. Box 2086 Salah Salem, Nasr City, Cairo, Egypt Website: www.capmas.gov.eg

Tel: Public Relations: (02) 24020231... IBSC: (02) 24002706

Fax presidential of CAPMAS: (02) 24024099 E-mail: pres_capmas@capmas.gov.eg