



## 1.6 % Increase in Sports Establishments in 2021

Central Agency for Public Mobilization and Statistics (CAPMAS) issued in / / 2022 "Annual Bulletin for physical activity Statistics in Sports Establishments in 2021".

### • The most important statistical indicator:

Total number of Sports Establishments reached 5240 in 2021, versus 5157 in 2020, an increase by 1.6 %.

### • Sports clubs:

• Number of sports clubs reached 791 clubs (80 governmental, 116 public / public business, 595 private) in 2021, versus 722 clubs (86 governmental, 92 public / public business, 544 private) in 2020, an increase by 9.6 % .

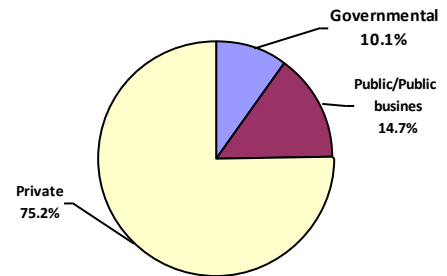
• Number of sports clubs teams reached 18070 teams (1000 governmental, 2191 public / public business, 14879 private) in 2021, versus 15558 teams (860 governmental, 1353 public / public business, 13345 private) in 2020, an increase by 16.1 %.

• Number of players reached 257.4 thousand players in 2021, versus 211.4 thousand players in 2020, an increase by 21.8 %.

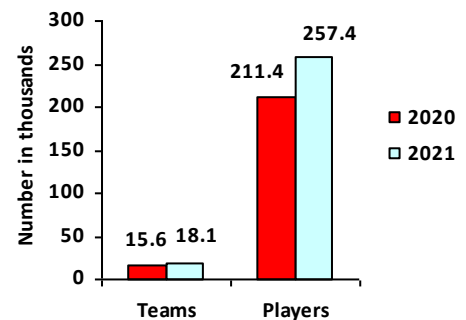
• Number of coaches reached 13.9 thousand coaches in 2021, versus 11.3 thousand coaches in 2020, an increase by 22.8 %.

• Number of matches reached 84 thousand matches in 2021, versus 72.9 thousand matches in 2020, an increase by 15.2 %.

Relative distribution of sports clubs according to sector in 2021



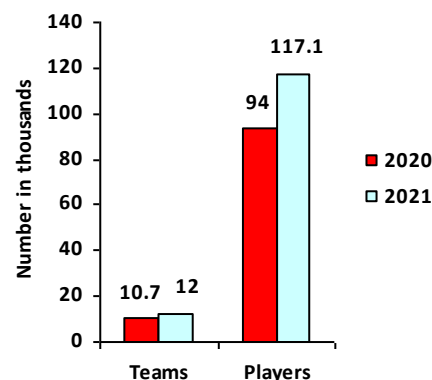
Number of teams & players at sports clubs in (2020,2021)



## ● Cities Youth Centers

- Number of centers reached 511 centers in 2021, versus 498 centers in 2020, an increase by 2.6 %, as the number of teams reached 12 thousand teams in 2021, versus 10.7 thousand teams in 2020, an increase by 12.1 %.
- Number of players reached 117.1 thousand players in 2021, versus 94 thousand players in 2020, an increase by 24.5 % .
- Number of matches reached 24.9 thousand matches in 2021 versus 17.7 thousand matches in 2020, an increase by 40.7 % .
- Number of coaches reached 6.6 thousand coaches in 2021, versus 5.5 thousand coaches in 2020, an increase by 20.7 %.

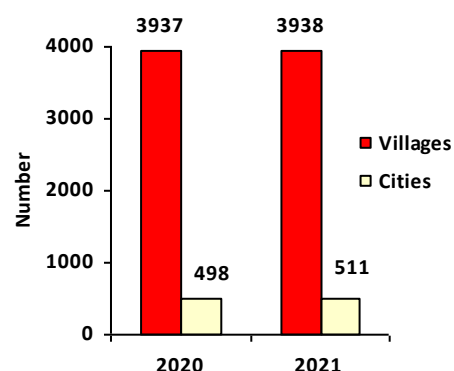
Number of teams & players at cities youth centers in (2020,2021)



## ● Villages Youth Centers

- Number of centers reached 3938 centers in 2021 versus 3937 centers in 2020, an increase by 0.03 %, as the number of teams reached 25.3 thousand teams in 2021 ,versus 22.8 thousand teams in 2020, an increase by 10.7 %.
- Number of players reached 225 thousand players in 2021, versus 183 thousand players in 2020 an increase by 22.9 %.
- Number of matches reached 45 thousand matches in 2021 versus 42 thousand matches in 2020 an increase by 7.1 %.
- Number of coaches reached 11.6 thousand coaches in 2021, versus 11.1 thousand coaches in 2020 an increase by 4.8 %.

Development of the number of villages/Cities youth centers in (2020,2021)



### Indicators for people with difficulties

- Number of teams with difficulties in sport clubs and youth centers at Republic level reached 4057 teams in 2021.
- Number of players with difficulties in sport clubs and youth centers at Republic level reached 30683 players in 2021.
- Number of matches for the players with difficulties reached was 8264 matches in various sports in 2021.
- Number of coaches for players with difficulties in sports clubs and youth centers at Republic level reached 1703 coaches in 2021.