



Press Release

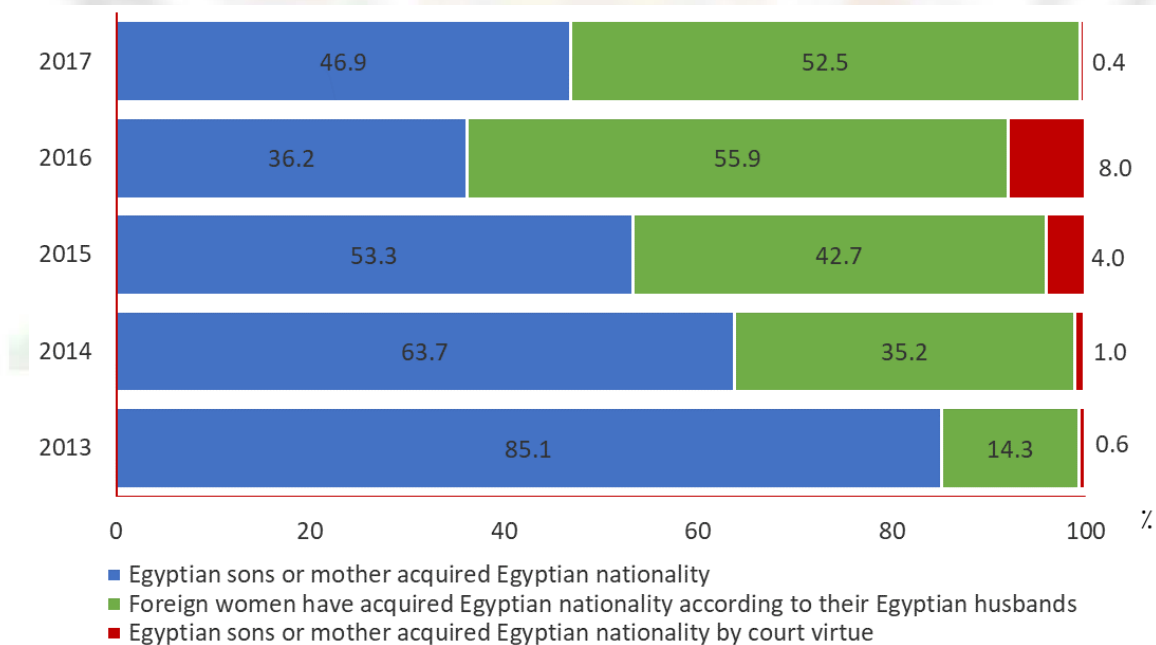
Central Agency for Public Mobilization And Statistics

Decline in the number of foreign workers in private and investment sectors during the period (2013 - 2017)

Central Agency for Public Mobilization and Statistics (CAPMAS) issued Press release today / / 2019 on the occasion of the publication of “migration statistics study (2013-2017)”. The publication included statistics of foreigners in Egypt and Egyptians abroad during a five-year period (2013-2017). The most important indicators are as follows:

- Fluctuation of number of foreigners working in governmental sector and public / public business sectors during the period (2013-2017), which reached a maximum of 1132 foreigners in 2017, an increase of 27.3%. While the lowest number of 560 foreigners in 2014 decreased by 41.4% from the previous year.
- Decline in the number of foreign workers in private and investment sectors during the period (2013 - 2017) with a maximum rise of 14699 foreigners in 2013, while the lowest decline of 13469 foreigners in 2017, a decline of 4.1% from the previous year.
- Decline in the number of foreigners who acquired Egyptian nationality during the period (2013 - 2017) with a maximum rise of 8907 foreigners in 2013, while the lowest decline of 2216 foreigners in 2017 by 10% over the previous year. Sons of Egyptian mothers married to foreigners are the main reasons for obtaining Egyptian nationality.

Relative distribution of number of foreigner development who acquired Egyptian nationality according to the main reasons for obtaining citizenship in (2013-2017)

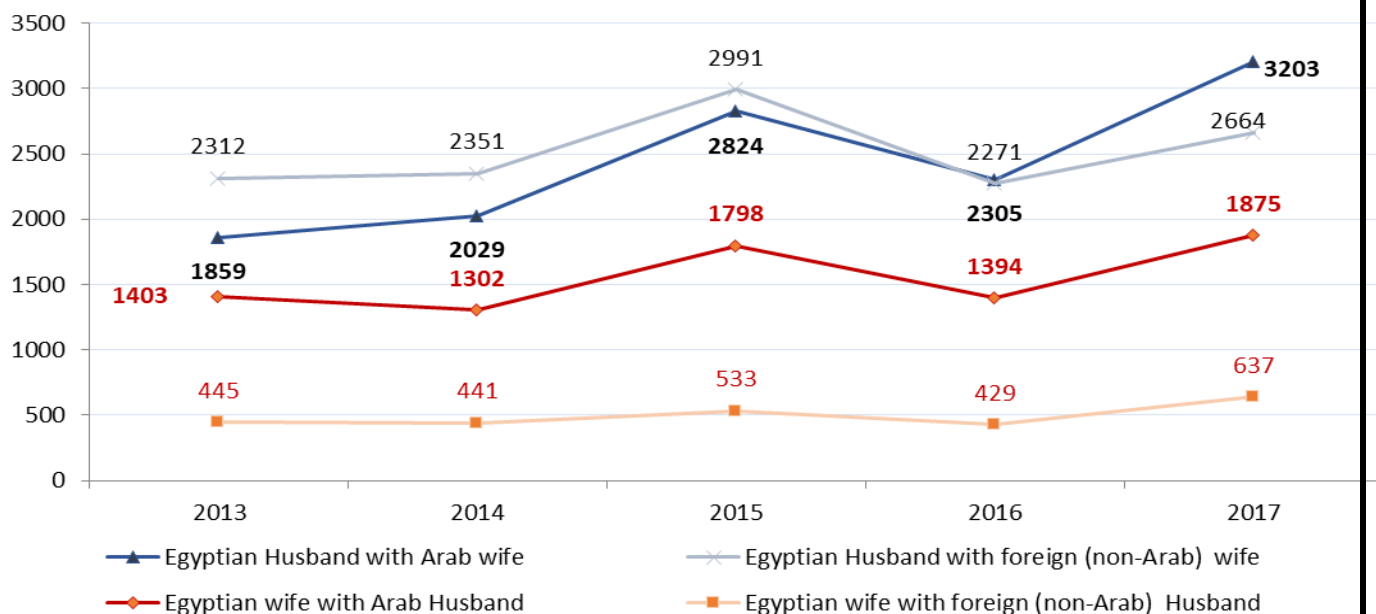


- Number of marriage contracts of Egyptian male with Arab women nationality was 12220, while the cases of marriage with foreign (non-Arab) woman 12589 marriages cases by 0.3% and

0.3% respectively of the total number of marriages between Egyptians male during the period 2013-2017.

- Number of marriage contracts of Egyptian female with Arab husbands nationality was 7772 by 0.2%, while the cases of marriage with foreign (non-Arab) husbands 2485 marriages cases by 0.1% Of the total number of marriages of Egyptian women during the period 2013-2017.

Number of marriage contracts of Egyptians with non-Egyptians during the period (2013-2017)



- Number of foreign births was 125 births (69 male births by 55.2% and 56 female births by 44.8%) in the period (2013-2017).
- Fluctuation of number of Egyptians with foreign nationality during the period (2013-2017), with a maximum rise of 2331 Egyptians, an increase of 4% in 2017, while the lowest decline of 1704 foreigners in 2013.
- Fluctuation of number of Egyptian travelling abroad on scientific missions during the period 2013-2016, with a maximum increase of 1021 Egyptians in 2016 by 21.5%, while the lowest decline was 560 foreigners in 2017, 45.2% higher than the previous year.
- International students represent the largest number of international students who graduated from higher education during the period (2012/2013-2016/2017), with a maximum increase of 5033 students in 2016/2017 by 85.8%, followed by Graduate students of private higher institutes and academies and finally graduates of technical institutes (government - private).
- Increase in the number of international students who graduated from pre-university education (primary, preparatory, secondary) during the period (2012-2013/2016/2017), with a maximum increase of 88439 students for the academic year 2016/2017, an increase of 5.4% over the previous year. While the lowest decline was 41874 students for the academic year 2012/2013.
- Number of Egyptians arrival and departure during the period (2013-2017) reached a maximum of about 6.677 million Egyptians arrival in 2016 with an increase of 5.8% compared to 6.801 million Egyptians departure by an increase of 1.2%. While the lowest decline was 5.517 million Egyptians arrival against 5.782 million departure leaving in 2013.

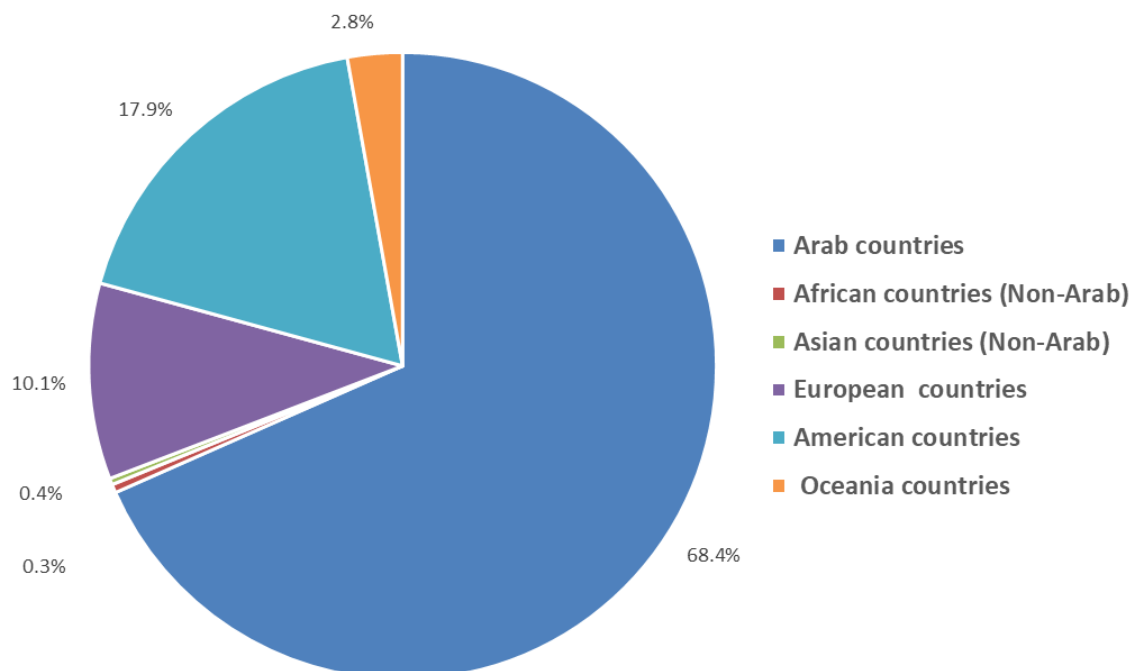
Number of Egyptians arrival and departure during the period (2011-2017)



➤ Decline in the number of immigrants who have acquired the status of migrants and who have obtained approval of emigration abroad during the period (2013-2017), which reached a maximum of 505 immigrants in 2014, by 17.4%, while decline of 348 migrants in 2017, a decrease of 5.2% from the previous year .

➤ The estimates number of Egyptians abroad is 10.247 million Egyptians in 2017 According to the Ministry of Foreign Affairs, the Arab countries represent the largest number of the total number of Egyptians abroad, reaching 6.985 million Egyptians with 68.2%

Estimation of number of Egyptians abroad according to groups of countries 2017



P.O. Box 2086 Salah Salem, Nasr City, Cairo, Egypt Website: www.capmas.gov.eg

Tel: Public Relations: (02) 24020231... National Information Center (NIC): (02) 24020574

Fax presidential of CAPMAS: (02) 24024099 E-mail: pres_capmas@capmas.gov.eg