



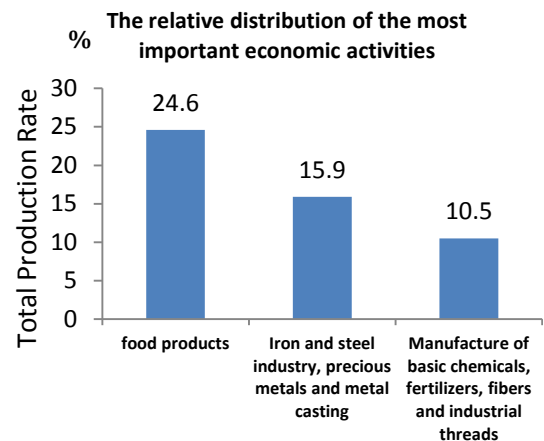
## 6.1% increase in industrial production value in the second quarter (April/June) 2017

Central Agency for public mobilization and statistics(CAPMAS) issued on / 3 / 2018 quarterly bulletin of industrial production of public/ public business and private sector enterprises (25 workers and more) for the second quarter (April/June) 2017.

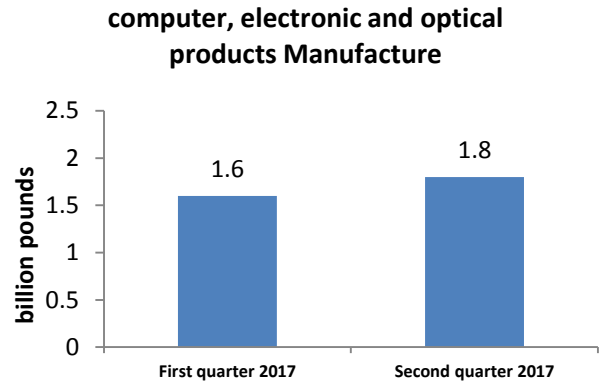
The most important indicators are as follows:

- Total industrial production value (excluding crude and refined petroleum) reached 135.5 billion pounds during the second quarter (April/June) 2017, compared to 127.7 billion pounds in the First quarter (January- March) of 2017, an increase rate of 6.1%.

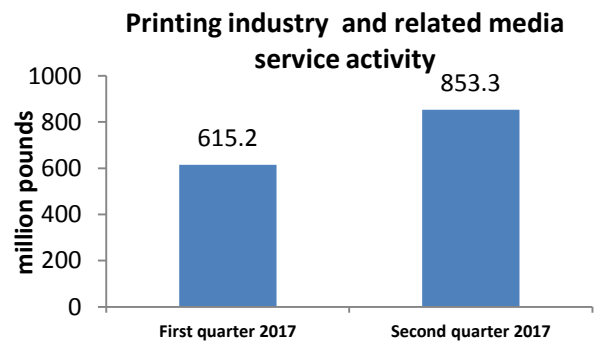
- food products industrial activity represents the most important economic activity which contribute by 24.6%, followed by Iron and steel industry, precious metals and metal casting by 15.9%, then Manufacture of basic chemicals, fertilizers, fibers and industrial threads activity by 10.5% of industrial production value (excluding crude and refined petroleum).



- The total production value for computer, electronic and optical products Manufacture reached 1.8 billion pounds for the Second quarter of 2017, compared to 1.6 billion pounds for the First quarter of 2017, an increase rate of 10.2%, Due to urban expansion of new cities.



- The total production value for Printing industry and related media service activity reached 853.3 million pounds for the Second quarter of 2017, compared to 615.2 million pounds for the First quarter of 2017, an increase rate of 38.7%, Due to increased demand for printing products.



- While decrease in the total production value of the Manufacture of wearing apparel Products reached 2.6 billion pounds for the Second quarter of 2017, compared to 2.9 billion pounds in the First quarter of 2017, a decrease rate of 10.5%, Due to the existence of stability period after the implementation of orders for the manufacture of wearing apparel for the feast and its export to foreign markets.

