



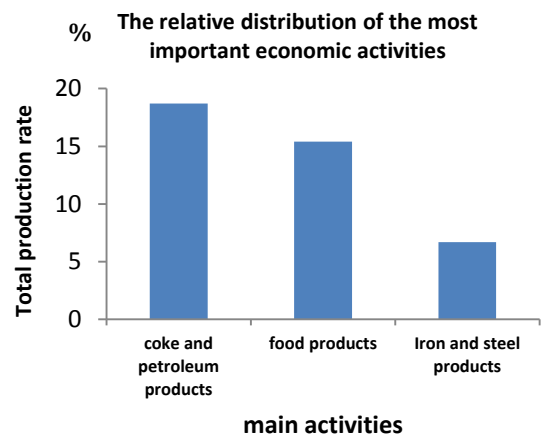
2.3% decrease in the value of industrial production for public /public business sector and private sector During the second quarter (April/ June) 2016 compared to the second quarter 2015

Central Agency for public mobilization and statistics(CAPMAS) issued on / 3 / 2017 quarterly bulletin of industrial production public/ public business and private sector enterprises 25 workers and more for the second quarter (April/ June) 2016.

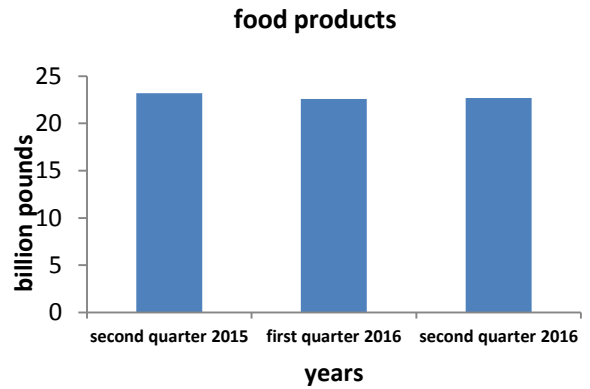
The most important indicators are as follows:

- Total industrial production value (excluding crude and refined petroleum) reached 91.8 billion pounds during the second quarter of 2016 compared to 94.2 billion pounds in the first quarter of 2016, an decrease rate of 2.6%, while the production value for the second quarter 2015 (same quarter) reached 93.9 billion pounds, a decrease rate of 2.3% .

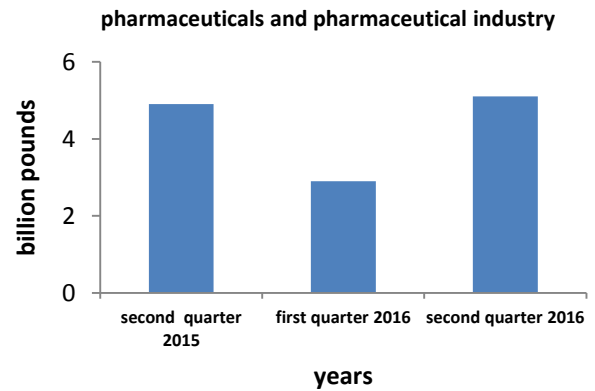
- Coke and Petroleum products activity represent the most important economic activity which contribute by 17.8% of industrial production value, followed by food products industrial activity by 15.2%, then iron and steel industrial activity by 5.4%.□



- The total production value for food products industry reached 22.7 billion pounds for the second quarter of 2016, compared to 22.6 billion pounds for the fourth quarter of 2015, an increase rate of 0.5% Due to increase in production before Ramadan, while the production value reached 23.2 billion pounds for the second quarter of 2015, a decrease rate of 2.1% Because of the unavailability of crude oil to refineries.



- The total production value for Pharmaceuticals and pharmaceutical industry reached 5.1 billion pounds for the second quarter of 2016 compared to 5.0 billion pounds for the first quarter of 2016, an increase rate of 2.9%, while the industrial production value reached 4.9 billion pounds in the second quarter of 2015, an increase rate of 3.8% Due to restart after stopping a production line for maintenance and the addition of a new product.



- The total production value of the Non-metallic mineral products reached 8.8 billion pounds for the second quarter of 2016 compared to 8.7 billion pounds in the first quarter of 2016, an increase rate of 0.9% due to stability of power supply and increasing demand for the product, while the production value reached 10.4 billion pounds for the second quarter of 2015, a decrease rate of 15.2% due to stopping maintenance and reduced demand for products.

