

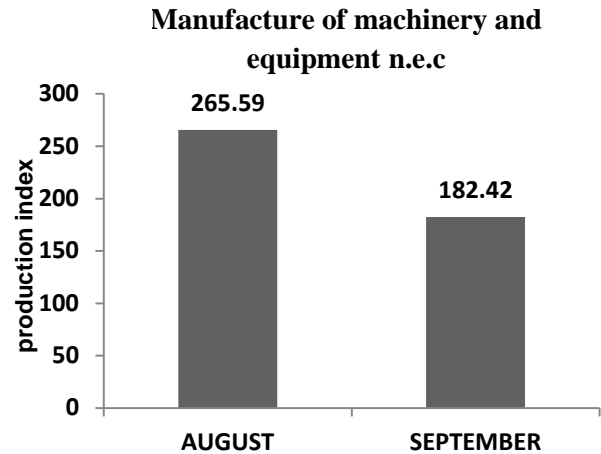


**A decrease at the level of the following economic activities:**



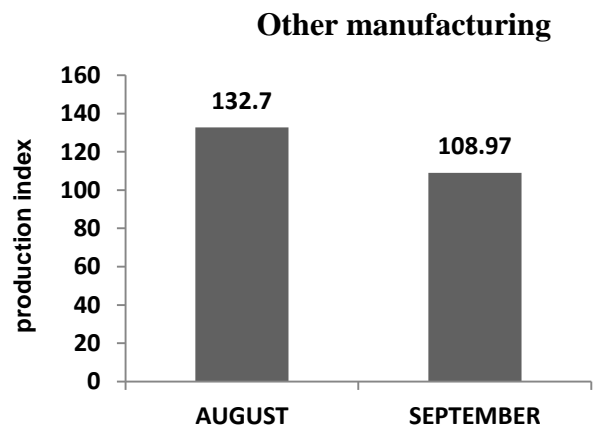
**ACTIVITY (28): Manufacture of machinery and equipment n.e.c**

- Total index for manufacture of machinery and equipment n.e.c reached 182.42 during September 2015, compared to 265.59 in August 2015, a decrease of 31.3% due to non-availability of raw materials and lower export orders.



**ACTIVITY (32): Other Manufacturing**

- Total index for other manufacturing reached 108.97 during September 2015 compared to 132.70 in August 2015, a decrease of 17.9% due to the low supply orders and preparing for the end of the academic year.

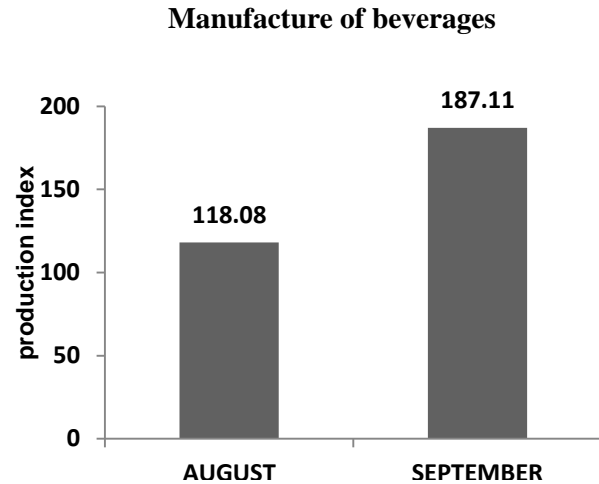


## An increase at the level of the following economic activities:



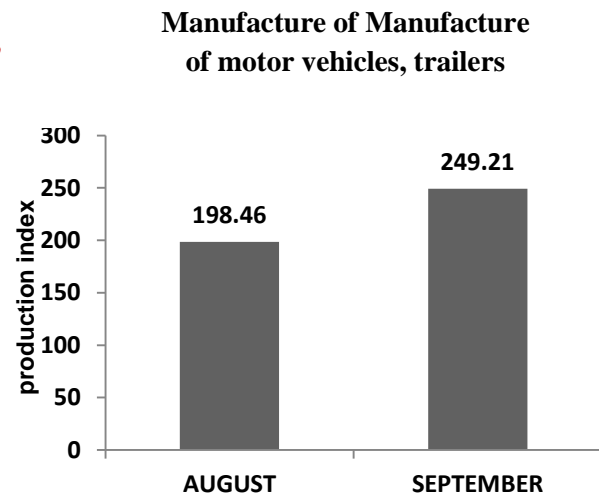
### **ACTIVITY (11): Manufacture of beverages**

- Total index for manufacture of beverages reached 187.11 during September 2015, compared to 118.08 in August 2015, an increase of 58.5% due to increased demand during the Eid al-Adha holiday period and the persistence of high temperature.



### **ACTIVITY (29): Manufacture of motor vehicles, trailers and semi-trailers**

- Total index for manufacture of motor vehicles, trailers and semi-trailers reached 249.21 during September 2015, compared to 198.46 in August 2015, an increase of 25.6% due to solving some vehicles industry problems and increase the supply orders.



---

ص.ب. ٢٠٨٦ صلاح سالم - مدينة نصر / القاهرة Egypt P.O. Box 2086 Salah Salem, Nasr City, Cairo, Egypt  
العلاقات العامة ٢٤٠٢٠٢٣١ (٠٢) - المركز القومي : ٢٤٠٢٠٥٧٤ (٠٢) - فاكس رئاسة الجهاز: ٢٤٠٢٤٠٩٩ (٠٢)  
البريد الإلكتروني: [Email:pres\\_capmas@capmas.gov.eg](mailto:pres_capmas@capmas.gov.eg) موقع الجهاز: [www.capmas.gov.eg](http://www.capmas.gov.eg)