

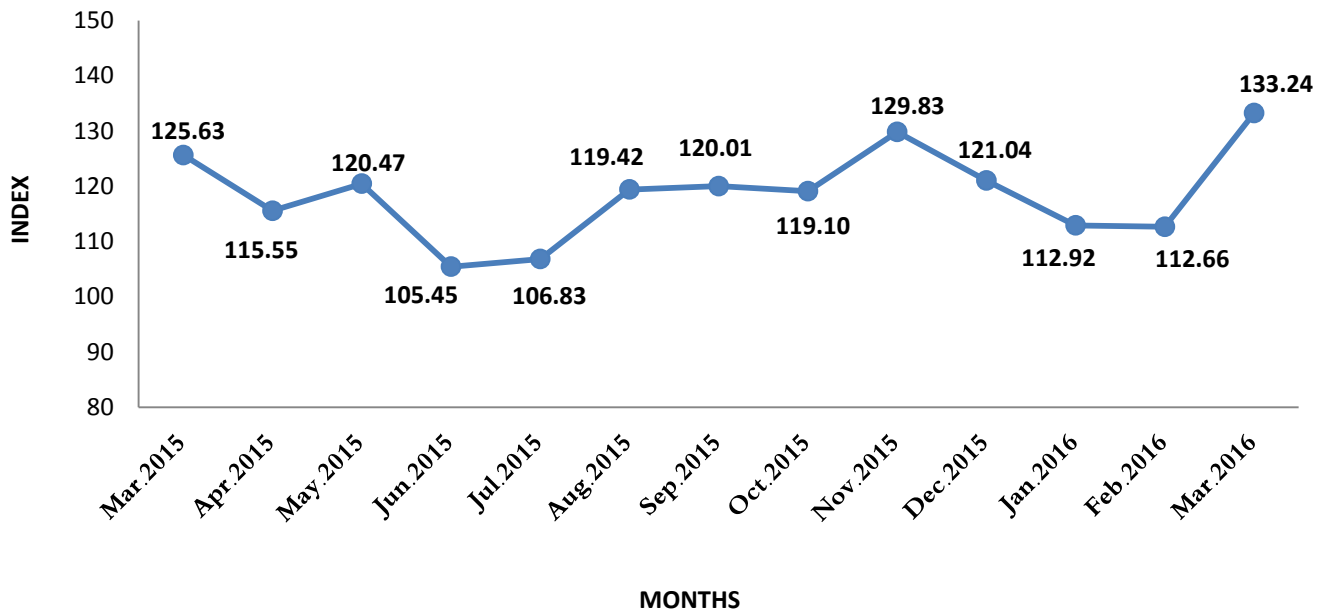


## 18.3% increase in the production index of Manufacturing and extractive Industries during March 2016 compared to February 2016

Central Agency for public mobilization and statistics (CAPMAS) issued on / / 2016 metadata of the production index of manufacturing and extractive industries for March 2016 according to the base year 2006/2007.

Most important indicators are as follows:

**The monthly index of manufacturing and extractive industries from Mar.2015 -Mar.2016**



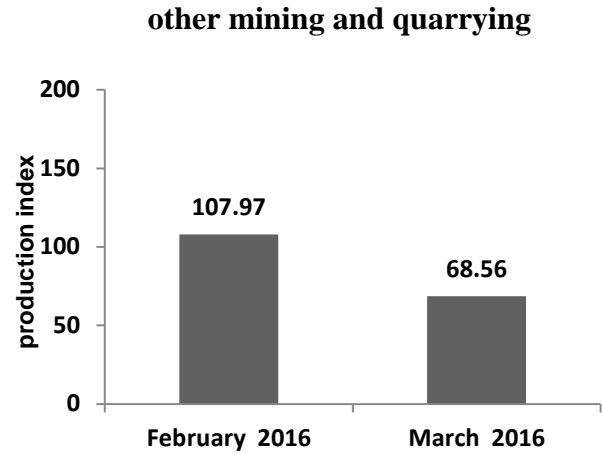
The production index of manufacturing and extractive industries (without crude oil and petroleum products) reached **133.24** in **March 2016 (primary)**, an increase of 18.3% compared to **February 2016**, as it reached **112.66 (final)**.



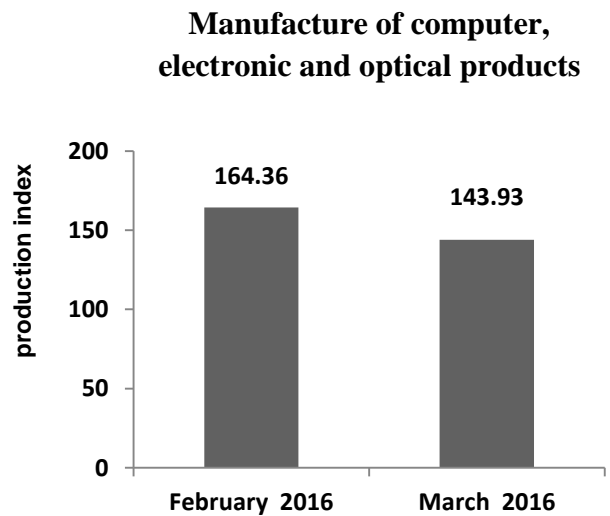
## A decrease at the level of the following economic activities:



- Total index for manufacture of other mining and quarrying 68.56 during March 2016, compared to 107.97 in February 2016, a decrease of 36.5% due to beginning of the summer season and stop the export.



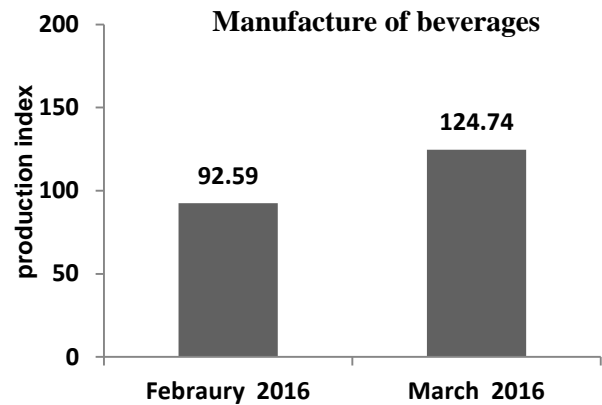
- Total index for Manufacture of computer, electronic and optical products reached 143.93 during March 2016 compared to 164.36 in February 2016, a decrease of 12.4 % due to the market situation and stop the production of some factories and a decrease in production as a result of lack of demand.



## An increase at the level of the following economic activities:



- Total index for manufacture of beverages reached 124.74 during March 2016, compared to 92.59 in February 2016, an increase of 34.7% due to beginning of the summer season and increased demand.



- Total index of manufacture of wearing apparel reached 158.24 during March 2016, compared to 125.11 in February 2016, an increase of 26.5 % due to increasing the volume of export contracts and the start of the summer season.

